

**FILED**

OCT 19 2017

State Auditor & Inspector

COUNTY  
2017-2018  
ESTIMATE OF NEEDS  
AND FINANCIAL STATEMENT OF THE  
FISCAL YEAR 2016-2017

**RECEIVED**

OCT 19 2017

STATE AUDITOR & INSPECTOR

BOARD OF COUNTY COMMISSIONERS OF  
THE COUNTY OF CHOCTAW  
STATE OF OKLAHOMA

Two copies of this Financial Statement and Estimate of Needs should be filed with the County Clerk not later than August 17 for all Counties. After approval by the Excise Board and the levies are made, both statements should be signed by the appropriate Board Members. One complete signed copy must be sent to the State Auditor and Inspector, 2300 N. Lincoln Blvd., State Capitol, Room 100, Oklahoma City, OK 73105. If publication may not be had by date required for filing, affidavit and proof of publication are required to be attached within five days after date of filing.

THE 2017-2018 ESTIMATE OF NEEDS AND FINANCIAL  
STATEMENT OF THE FISCAL YEAR 2016-2017

PREPARED BY KERRY JOHN PATTEN, CPA  
SUBMITTED TO THE CHOCTAW COUNTY  
EXCISE BOARD THIS 4 DAY OF Oct 2017

BOARD OF COUNTY COMMISSIONERS

Chairman Randy Roberts

County Clerk Emily VanWinkle

Commissioner (Budget Board:) Roger Anderson

Commissioner Bone Thompson

Treasurer Cheri Stoy

Assessor Rhonda Cahill

Court Clerk Laura Summer



Thursday, September 07, 2017

CHOCTAW COUNTY  
 2017-2018  
 ESTIMATE OF NEEDS  
 AND FINANCIAL STATEMENT OF THE  
 FISCAL YEAR 2016-2017

INDEX

Letters and Certifications:	Page
Letter To Excise Board .....	1
Affidavit of Publication .....	2
Accountant's Letter .....	3
Certificate of Excise Board .....	Exhibit "Y" - Page 1
Exhibits:	Filed
Exhibit "A" General Fund .....	Yes
Exhibit "B" Library Fund .....	Yes
Exhibit "C" Co-op Fund .....	No
Exhibit "D" Highway Fund .....	Yes
Exhibit "E" Health Fund .....	Yes
Exhibit "F" Emergency Medical Service Fund .....	Yes
Exhibit "G" Sinking Fund .....	No
Exhibit "H" Industrial Development Bond Fund .....	No
Exhibit "I" Special Revenue Funds .....	Yes
Exhibit "J" Capital Project Funds .....	No
Exhibit "K" Enterprise Funds .....	No
Exhibit "L" Internal Service Funds .....	No
Exhibit "Y" Certificate of Excise Board Estimate of Needs .....	Yes
Exhibit "Z" Publication Sheet .....	Yes

CHOCTAW COUNTY  
2017-2018  
ESTIMATE OF NEEDS  
AND FINANCIAL STATEMENT OF THE  
FISCAL YEAR 2016-2017

CHOCTAW COUNTY, STATE OF OKLAHOMA  
STATE OF OKLAHOMA, COUNTY OF CHOCTAW, ss:

To the County Excise Board of said County and State, Greeting:-

Pursuant to the requirements of 68 O.S. 1991 Section 3002, we submit herewith for your consideration, the within statement of the fiscal condition of the County of Choctaw, State of Oklahoma, for the fiscal year beginning July 1, 2016 and ending June 30, 2017, together with an itemized statement of the estimated needs thereof for the fiscal year beginning July 1, 2017 and ending June 30, 2018. The same have been prepared in conformity to Statute, in relation to which be it further noted that:

1. We, the members of the Board of County Commissioners of said County and State, do hereby certify that the statements herein submitted show the true and correct conditions of the fiscal affairs of said County for the fiscal year ending June 30, 2017, that said statements comprise a "full and accurate statement of the assessments, receipts and expenditures of the preceding year, made out in detail under separate heads" as required by 19 O.S. 1991 Section 345; that said preparation was had at an official session of said Board, begun on the first Monday in July, 2017 pursuant to the provisions of 68 O.S. 1991 Section 3002.

2. And we further certify that the estimates of the several amounts necessary for current expenses for the fiscal year beginning July 1, 2017 and ending June 30, 2018 as shown under "Schedule 8" were prepared and filed with the Board of County Commissioners as of the first Monday in July 2017, that the same have been correctly entered, and that all estimates made are entered as certified by Department Heads for the respective purposes herein set out. We further certify that the sums requested for salaries of county officers and the deputies are calculated and based upon authority of salary statutes currently effective and applicable in this county.

3. We further certify that the estimated income from sources other than ad valorem tax, shown on "Schedule 4", may reasonably be expected to be collected as a revenue during the ensuing fiscal year, and is not in excess of the 90% of the amounts collected for the same sources during the fiscal year ending June 30, 2017.

Dated at the office of the County Clerk, at City Name, Oklahoma, this 4 day of Oct, 2017.

[Signature]  
Chairman

[Signature]  
County Clerk

[Signature]  
Commissioner

[Signature]  
Commissioner

(Budget Board:)  
[Signature]  
Treasurer

[Signature]  
Assessor


[Signature]  
Court Clerk



Filed this 4 day of Oct, 2017 Secretary and Clerk of Excise Board, Choctaw County, Oklahoma.

# KERRY JOHN PATTEN, C.P.A.

2101 N. Willow Ave.  
Broken Arrow, OK 74012  
Phone Number (918) 250-8838  
FAX Number (918) 250-9853



Page 2

## Independent Accountant's Compilation Report

Honorable Board of County Commissioners  
Choctaw County, Oklahoma

I have compiled the 2016-17 financial statements as of and for the fiscal year ended June 30, 2017, and the 2017-18 Estimate of Needs (S.A.&I. Form 2631R97), and Publication Sheet (SA&I Form 2631R97, Exhibit "Z") for Choctaw County, included in the accompanying prescribed forms. I have not audited or reviewed the financial statements, estimate of needs and publication sheet forms referred to above and, accordingly, do not express an opinion or provide any assurance about whether the financial statements, estimate of needs and publication sheet forms are in accordance with the basis of accounting prescribed by the Office of the Oklahoma State Auditor and Inspector per 68 OS § 3009-3011.


Management is responsible for the preparation and fair presentation of the financial statements, estimate of needs and publication sheet in accordance with the requirements prescribed by the Office of the Oklahoma State Auditor and Inspector and publication sheet in accordance with the requirements prescribed by the Office of the Oklahoma State Auditor and Inspector per 68 OS § 3009-3011 and for designing, implementing, and maintaining internal control relevant to the preparation and fair presentation of the financial statements, estimate of needs and publication sheet.

My responsibility is to conduct the compilation in accordance with Statements on Standards for Accounting and Review Services issued by the American Institute of Certified Public Accountants. The objective of a compilation is to assist management in presenting financial information in the form of financial statements without undertaking to obtain or provide any assurance that there are no material modifications that should be made to the financial statements and supporting information.

The financial statements, estimate of needs and publication sheet included in the accompanying prescribed forms are presented in accordance with the requirements of the Office of the Oklahoma State Auditor and Inspector per 68 OS § 3003.B as promulgated by 68 OS § 3009-3011 and are not intended to be a complete presentation of the assets and liabilities of Choctaw County, Oklahoma.

This report is intended solely for the information and use of management of Choctaw County, Oklahoma, Choctaw County Excise Board, and for filing with the State Auditor and Inspector and is not intended to be and should not be used by anyone other than these specified parties.

Kerry John Patten, C.P.A.

  
Authorized Signature

Date

S.A & I. Form 2631R97 Entity: Choctaw County, 12



AFFIDAVIT OF PUBLICATION

STATE OF OKLAHOMA, COUNTY OF CHOCTAW

Personally appeared before me, the undersigned Notary Public, Emily VanWortk County Clerk of the County and State aforesaid, who being first duly sworn according to law, deposes and says: That he/she complied with the law by having the financial statement for the fiscal year ending June 30, 2017, and the estimated needs and the estimated income from sources other than ad valorem taxes, for the fiscal year beginning July 1, 2017 and ending June 30, 2018 published in one issue of the Publication Name a legally-qualified newspaper published - of general circulation, in said county (strike inapplicable phrase) a copy of which together with proof of publication is herewith attached marked Exhibit "Z" and made a part of hereof.

Emily VanWortk  
County Clerk

Subscribed and sworn to before me this 11<sup>th</sup> day of October, 2017.

Wanda Butler Notary Public  
My Commission Expires 08/27/20



# HUGO PUBLISHING COMPANY

## Hugo News

128 East Jackson St • Hugo, OK 74743

### Proof of Publication

In the \_\_\_\_\_ Court  
of Choctaw County, State of Oklahoma

Choctaw County

Plaintiff

Case No. \_\_\_\_\_

Financial Statement

Defendants

### Affidavit of Publication

State of Oklahoma  
County of Choctaw, as:

Stan Stamper of lawful age being duly sworn and authorized, says that he is Publisher of the Hugo News, semi weekly (*Tuesdays and Fridays*) newspaper printed in the English language, in the City of Hugo, Choctaw County, Oklahoma, having a paid general subscription in said county, with entrance into the United States mail as second class mail matter in Hugo, Choctaw County, Oklahoma, and published in said County where delivered to the United States mail, that said newspaper has been continuously and uninterruptedly published in said County during a period of one hundred four (104) consecutive weeks immediately prior to the first publication of the attached notice, advertisement or publication; and that said newspaper comes within the requirement of Chapter 4 Title 25, Oklahoma Statutes 1951, as amended, and complies with all other requirements of the laws of Oklahoma with reference to legal publications.

That said notice, a true copy of which is attached hereto, was published in the regular edition of said newspaper during the period and time of publication and not in a supplement, on the following dates:

September 15th, 2017  
\_\_\_\_\_, 20\_\_\_\_  
\_\_\_\_\_, 20\_\_\_\_  
\_\_\_\_\_, 20\_\_\_\_

(Month or Months, Date or Dates)


Stan Stamper Signature

\*Publication Fee: \$ 330<sup>00</sup>  
Subscribed and sworn to before me this 15th day of

September, A.D., 2018

Sarah J. Rawls Notary Public

(Seal) My Commission Expires November 6th, 2018



# FINANCIAL STATEMENT

al #17-250(LPXLP)  
3. (9/15-2017)

PUBLICATION SHEET - CHOCTAW COUNTY, OKLAHOMA  
FINANCIAL STATEMENT OF THE VARIOUS FUNDS FOR THE FISCAL YEAR ENDING JUNE 30, 2017, AND ESTIMATE OF NEEDS  
FOR THE FISCAL YEAR ENDING JUNE 30, 2018, OF THE GOVERNING BOARD OF  
CHOCTAW COUNTY, OKLAHOMA

**EXHIBIT "Z"**

If line 12 is less than line 16 after omitting "h" deduct the following  
each in turn from line 4, "Total Liquid Assets".

j. Unmatured Coupons Due 4-1-2018		SINKING FUND
k. Unmatured Bonds So Due	\$	-
l. Whatever Remains is for Exhibit KK Line E.	\$	-
Deficit as Shown on Sinking Fund Balance Sheet.	\$	-
Less Cash Requirements for Current Fiscal Year in Excess of Cash on Hand (From Line 15d Above).	\$	-
Remaining Deficit is for Exhibit KK Line F.	\$	-

	LIBRARY FUND	EMS FUND	HEALTH FUND
ent Expense			
erve for Int. on Warrants & Revaluation	\$ 253,326.65	\$ 189,995.95	\$ 312,260.59
Total Required	\$ -	\$ -	\$ -
ANCED:	\$ 253,326.65	\$ 189,995.95	\$ 312,260.59
Fund Balance			
ated Miscellaneous Revenue	\$ 1,848.20	\$ 1,387.11	\$ 154,781.36
Total Deductions	\$ -	\$ -	\$ -
ce to Raise from Ad Valorem Tax and Co-op Fund Balance	\$ 1,848.20	\$ 1,387.11	\$ 154,781.36
	\$ 251,478.45	\$ 188,608.84	\$ 157,479.23

If line 14 is less than the sum of lines g, h, i. after omitting "h" deduct the following  
each in turn from line 4, "Total Liquid Assets".

Unmatured Coupons Due Before 4-1-2018		INDUSTRIAL BOND FUND
Unmatured Bonds So Due	\$	-
Whatever Remains is for Exhibit KKI Line E.	\$	-
Deficit as Shown on Industrial Bonds Balance Sheet.	\$	-
Less Cash Requirements for Current Fiscal Year in Excess of Cash on Hand (From Line 15d Above).	\$	-
Remaining Deficit is for Exhibit KKI Line F.	\$	-

CERTIFICATE - GOVERNING BOARD

OF OKLAHOMA, COUNTY OF CHOCTAW, ss:  
The undersigned duly elected, qualified Governing Officers of Choctaw County Oklahoma, do hereby certify that at a meeting of the Governing Body of the said County, begun at the time provided by law for Counties and pursuant to the provisions of S. 1991 Sec. 3002, the foregoing statement was prepared and is a true and correct condition of the Financial Affairs of said County as reflected by the record of the County Clerk and Treasurer. We further certify that the foregoing estimate for current expenses for the fiscal year beginning July 1, 2017, and ending June 30, 2018, as shown are reasonably necessary for the proper conduct of the affairs of the said County, that the Estimated Income to be derived from sources other than ad valorem taxation will not exceed the lawfully authorized ration of the revenue derived from the same sources during the preceding fiscal year.

*Robertson*  
Member of Board

Commissioner

*Roger Vanhook*  
Commissioner

Attest

*Emily VanWorth*  
County Clerk

Subscribed and sworn to before me this 20 day of June, 2017.

*David Lopez*  
Notary Public

to be published in a legally-qualified newspaper printed in the County, or one issue published in a legally-qualified newspaper of general circulation in the County.



PUBLICATION SHEET - CHOCTAW COUNTY, OKLAHOMA  
 FINANCIAL STATEMENT OF THE VARIOUS FUNDS FOR THE FISCAL YEAR ENDING JUNE 30, 2017, AND ESTIMATE OF NEEDS  
 FOR THE FISCAL YEAR ENDING JUNE 30, 2018, OF THE GOVERNING BOARD OF  
 CHOCTAW COUNTY, OKLAHOMA

EXHIBIT "Z"

Page 1

STATEMENT OF FINANCIAL CONDITION AS OF JUNE 30, 2017	GENERAL FUND	LIBRARY FUND	EMS FUND	HEALTH FUND
	Detail	Detail	Detail	Detail
<b>ASSETS:</b>				
Cash Balance June 30, 2017	\$ 687,872.09	\$ 1,848.20	\$ 1,387.11	\$ 198,130.18
Investments	\$ -	\$ -	\$ -	\$ -
<b>TOTAL ASSETS</b>	\$ 687,872.09	\$ 1,848.20	\$ 1,387.11	\$ 198,130.18
<b>LIABILITIES AND RESERVES:</b>				
Warrants Outstanding	\$ 45,896.44	\$ -	\$ -	\$ 1,382.06
Reserve for Interest on Warrants	\$ -	\$ -	\$ -	\$ -
Reserves From Schedule B	\$ 14,303.14	\$ -	\$ -	\$ 41,966.76
<b>TOTAL LIABILITIES AND RESERVES</b>	\$ 60,199.58	\$ -	\$ -	\$ 43,348.82
<b>CASH FUND BALANCE (Deficit) JUNE 30, 2017</b>	\$ 627,672.51	\$ 1,848.20	\$ 1,387.11	\$ 154,781.36

ESTIMATED NEEDS FOR FISCAL YEAR ENDING JUNE 30, 2017

GENERAL FUND	GENERAL FUND	SINKING FUND BALANCE SHEET	SINKING FUND
Current Expense	\$ 1,719,694.64	1. Cash Balance on Hand June 30, 2017	\$ -
Reserve for Int. on Warrants & Revaluation	\$ -	2. Legal Investments Property Maturing	\$ -
Total Required	\$ 1,719,694.64	3. Judgements Paid to Recover by Tax Levy	\$ -
<b>FINANCED</b>		4. Total Liquid Assets	\$ -
Cash Fund Balance	\$ 627,672.51	Deduct Matured Indebtedness:	
Estimated Miscellaneous Revenue	\$ 463,326.00	5. a. Past-Due Coupons	\$ -
Total Deductions	\$ 1,090,998.51	6. b. Interest Accrued Thereon	\$ -
Balance to Raise from Ad Valorem Tax	\$ 628,696.13	7. c. Past-Due Bonds	\$ -
<b>ESTIMATED MISCELLANEOUS REVENUE:</b>		8. d. Interest Thereon After Last Coupon	\$ -
1000 Charges for Services	\$ 46,000.00	9. e. Fiscal Agency Commissions on Above	\$ -
2000 Local Sources of Revenue	\$ 174,060.00	10. f. Judgements and Int. Levied for/Unpaid	\$ -
3000 State Sources of Revenue	\$ 240,266.00	11. Total Items a. Through f.	\$ -
4000 Federal Sources of Revenue	\$ -	12. Balance of Assets Subject to Accruals	\$ -
5000 Miscellaneous Revenue	\$ 3,000.00	Deduct Accrual Reserve If Assets Sufficient:	
6111 Contributions from Other Funds	\$ -	13. g. Earned Unmatured Interest	\$ -
Total Estimated Revenue	\$ 463,326.00	14. h. Accrual on Final Coupons	\$ -
<b>INDUSTRIAL DEVELOPMENT BONDS</b>	<b>INDUSTRIAL BONDS</b>	15. i. Accrued on Unmatured Bonds	\$ -
1. Cash Balance on Hand June 30, 2017	\$ -	16. Total Items g. Through i.	\$ -
2. Legal Investments Property Maturing	\$ -	17. Excess of Assets Over Accrual Reserves**	\$ -
3. Total Liquid Assets	\$ -	<b>SINKING FUND REQUIREMENTS FOR 2017-2018</b>	
Deduct Matured Indebtedness		1. Interest Earnings on Bonds	\$ -
4. a. Past-Due Coupons	\$ -	2. Accrual on Unmatured Bonds	\$ -
5. b. Interest Accrued Thereon	\$ -	3. Annual Accrual on "Prepaid" Judgements	\$ -
6. c. Past-Due Bonds	\$ -	4. Annual Accrual on "Unpaid" Judgements	\$ -
7. d. Interest Thereon After Last Coupon	\$ -	5. Interest on Unpaid Judgements	\$ -
8. e. Fiscal Agency Commissions on Above	\$ -	6. Annual Accrual From Exhibit KK	\$ -
9. Balance of Assets Subject to Accruals	\$ -		
10. Deduct: g. Earned Unmatured Interest	\$ -		
11. h. Accrual on Final Coupons	\$ -		
12. i. Accrued on Unmatured Bonds	\$ -		
13. Excess of Assets Over Accrual Reserves*	\$ -		
<b>INDUSTRIAL BOND REQUIREMENTS FOR 2017-2018</b>			
1. Interest Earnings on Bonds	\$ -		
2. Accrual on Unmatured Bonds	\$ -		
Total Sinking Fund Requirements	\$ -	Total Sinking Fund Requirements:	\$ -
Deduct:		Deduct:	
1. Excess of Assets Over Liabilities	\$ -	1. Excess of Assets Over Liabilities	\$ -
2. Surplus Building Fund Cash	\$ -	2. Surplus Building Fund Cash	\$ -
Balance Required	\$ -	Balance to Raise By Tax Levy	\$ -



CHOCTAW COUNTY, 12  
STATISTICAL DATA  
FISCAL YEAR 2016-2017

Total Valuation

Total Gross Valuation Real Property	\$	45,445,399.00
Total Homestead Exemption	\$	3,837,436.00
Total Real Property	\$	41,607,963.00
Total Personal Property	\$	7,203,446.00
Total Public Service Property	\$	18,330,896.00
Total Valuation of Property	\$	67,142,305.00

Schedule 1, Current Balance Sheet - June 30, 2017		Amount
<b>ASSETS:</b>		
Cash Balance June 30, 2017		\$ 687,872.09
Investments		\$ -
<b>TOTAL ASSETS</b>		\$ 687,872.09
<b>LIABILITIES AND RESERVES:</b>		
Warrants Outstanding		\$ 45,896.44
Reserve for Interest on Warrants		\$ -
Reserves From Schedule 8		\$ 14,303.14
<b>TOTAL LIABILITIES AND RESERVES</b>		\$ 60,199.58
<b>CASH FUND BALANCE JUNE 30, 2017</b>		\$ 627,672.51
<b>TOTAL LIABILITIES, RESERVES AND CASH FUND BALANCE</b>		\$ 687,872.09

Schedule 2, Revenue and Requirements - 2017-2018		
	Detail	Total
<b>REVENUE:</b>		
Cash Balance June 30, 2016	\$ 536,404.76	
Cash Fund Balance Transferred From Prior Years	\$ 31,573.07	
Current Ad Valorem Tax Apportioned	\$ 631,165.25	
Miscellaneous Revenue Apportioned	\$ 619,416.00	
<b>TOTAL REVENUE</b>		\$ 1,818,559.08
<b>REQUIREMENTS:</b>		
Claims Paid by Warrants Issued	\$ 1,176,583.43	
Reserves From Schedule 8	\$ 14,303.14	
Interest Paid on Warrants	\$ -	
Reserve for Interest on Warrants	\$ -	
<b>TOTAL REQUIREMENTS</b>		\$ 1,190,886.57
<b>ADD: CASH FUND BALANCE AS PER BALANCE SHEET 6-30-2017</b>		\$ 627,672.51
<b>TOTAL REQUIREMENTS AND CASH FUND BALANCE</b>		\$ 1,818,559.08

Schedule 3, Cash Fund Balance Analysis - June 30, 2017		Amount
<b>ADDITIONS:</b>		
Miscellaneous Revenue Collected in Excess of Estimates-Net		\$ 152,070.00
Warrants Estopped, Cancelled or Converted		\$ 4.00
Fiscal Year 2016-2017 Lapsed Appropriations		\$ 429,000.26
Fiscal Year 2015-2016 Lapsed Appropriations		\$ 739.14
Ad Valorem Tax Collections in Excess of Estimate		\$ 21,956.81
Prior Years Ad Valorem Tax		\$ 30,829.93
<b>TOTAL ADDITIONS</b>		\$ 634,600.14
<b>DEDUCTIONS:</b>		
Supplemental Appropriations		\$ 6,927.63
Current Tax in Process of Collection		\$ -
<b>TOTAL DEDUCTIONS</b>		\$ 6,927.63
<b>Cash Fund Balance as per Balance Sheet 6-30-2017</b>		\$ 627,672.51
<b>Composition of Cash Fund Balance:</b>		
Cash		\$ 627,672.51
<b>Cash Fund Balance as per Balance Sheet 6-30-2017</b>		\$ 627,672.51

EXHIBIT "A"

Schedule 4, Miscellaneous Revenue	2016-2017 ACCOUNT	
	AMOUNT	ACTUALLY
	ESTIMATED	COLLECTED
<b>1000 CHARGES FOR SERVICES</b>		
1111 County Clerk Fees	\$ 52,838.00	\$ 50,131.95
1112 Sheriff Fees	\$ -	\$ -
1113 County Treasurer Fees	\$ -	\$ -
1114 Court Clerk Costs and Fees	\$ -	\$ -
1115 District Attorney Fees	\$ -	\$ -
1116 County Engineer Fees (Ref. Planning Commission)	\$ -	\$ -
1117 County Health Fees	\$ -	\$ -
1118 Other-	\$ -	\$ -
1119 Other-	\$ -	\$ -
1120 Other-	\$ -	\$ -
<b>Total Charges For Services</b>	\$ 52,838.00	\$ 50,131.95
<b>INTERGOVERNMENTAL REVENUES</b>		
<b>2000 INTERGOVERNMENTAL REVENUES - LOCAL SOURCES:</b>		
2111 Court Fund Fees	\$ -	\$ -
2112 Housing Authority Payments in Lieu of Tax Revenue	\$ -	\$ -
2113 Revaluation of Real Property Reimbursements	\$ -	\$ -
2114 Visual Inspection	\$ 180,000.00	\$ 181,666.17
2115 M & M Lien Fees	\$ -	\$ -
2116 Assignment Fees	\$ -	\$ -
2117 School Deputy Reimbursement	\$ -	\$ -
2118 O.S.U Extension Reimbursement	\$ -	\$ -
2119 County Library Fines	\$ -	\$ -
2120 Public Health Contributions	\$ -	\$ -
2121 Highway Budget Account Miscellaneous	\$ -	\$ -
2122 Other -	\$ -	\$ -
2123 Other -	\$ -	\$ -
2124 Other -	\$ -	\$ -
<b>Total - Local Sources</b>	\$ 180,000.00	\$ 181,666.17
<b>3000 INTERGOVERNMENTAL REVENUES - STATE SOURCES:</b>		
3111 County Sales Tax - OTC	\$ -	\$ -
3112 Motor Vehicle Collections for Counties - OTC Code 0815	\$ 16,692.00	\$ 21,895.31
3113 Boat & Motor License - OTC Code 6415	\$ -	\$ -
3114 Vehicle Registration (Title Fees) - OTC Code 6815	\$ -	\$ -
3115 Aircraft License and Registration - OTC Code 6615	\$ -	\$ -
3116 Motor Vehicle Stamps - OTC	\$ 1,734.00	\$ 1,546.93
3117 Other - OTC Use Tax	\$ 145,924.00	\$ 185,765.48
3118 Other - OTC Tobacco Tax	\$ 24,998.00	\$ 29,192.69
3119 Other - OTC	\$ -	\$ -
<b>Sub-Total - OTC</b>	\$ 189,348.00	\$ 238,400.41
3211 Fish and Game Fines	\$ 650.00	\$ 443.22
3212 State Election Reimbursement	\$ 24,965.00	\$ 28,554.44
3213 State Payments in Lieu of Tax Revenue	\$ -	\$ -
3214 Homestead Exemption Reimbursement	\$ -	\$ -
3215 Additional Homestead Exemption Reimbursement	\$ -	\$ -
3216 Transportation of Juveniles	\$ -	\$ -
3217 Documentary Stamps	\$ -	\$ -
3218 Farm Implement Tax Stamps	\$ -	\$ 2,898.84
3219 State Grants	\$ -	\$ -

Continued on page 2b

Thursday, September 07, 2017

GENERAL FUND ACCOUNTS COVERING THE PERIOD JULY 1, 2016, to JUNE 30, 2017  
ESTIMATE OF NEEDS FOR 2017-2018

2016-2017 ACCOUNT OVER (UNDER)	BASIS AND LIMIT OF ENSUING ESTIMATE	2017-2018 ACCOUNT		
		CHARGEABLE INCOME	ESTIMATED BY GOVERNING BOARD	APPROVED BY EXCISE BOARD
\$ (2,706.05)	91.76%	\$ -	\$ 46,000.00	\$ 46,000.00
\$ -	90.00%	\$ -	\$ -	\$ -
\$ -	90.00%	\$ -	\$ -	\$ -
\$ -	90.00%	\$ -	\$ -	\$ -
\$ -	90.00%	\$ -	\$ -	\$ -
\$ -	90.00%	\$ -	\$ -	\$ -
\$ -	90.00%	\$ -	\$ -	\$ -
\$ -	90.00%	\$ -	\$ -	\$ -
\$ -	90.00%	\$ -	\$ -	\$ -
\$ -	90.00%	\$ -	\$ -	\$ -
\$ (2,706.05)		\$ -	\$ 46,000.00	\$ 46,000.00
\$ -	90.00%	\$ -	\$ -	\$ -
\$ -	90.00%	\$ -	\$ -	\$ -
\$ -	90.00%	\$ -	\$ -	\$ -
\$ 1,666.17	95.81%	\$ -	\$ 174,060.00	\$ 174,060.00
\$ -	90.00%	\$ -	\$ -	\$ -
\$ -	90.00%	\$ -	\$ -	\$ -
\$ -	90.00%	\$ -	\$ -	\$ -
\$ -	90.00%	\$ -	\$ -	\$ -
\$ -	90.00%	\$ -	\$ -	\$ -
\$ -	90.00%	\$ -	\$ -	\$ -
\$ -	90.00%	\$ -	\$ -	\$ -
\$ -	90.00%	\$ -	\$ -	\$ -
\$ -	90.00%	\$ -	\$ -	\$ -
\$ 1,666.17		\$ -	\$ 174,060.00	\$ 174,060.00
\$ -	90.00%	\$ -	\$ -	\$ -
\$ 5,203.31	90.00%	\$ -	\$ 19,706.00	\$ 19,706.00
\$ -	90.00%	\$ -	\$ -	\$ -
\$ -	90.00%	\$ -	\$ -	\$ -
\$ -	90.00%	\$ -	\$ -	\$ -
\$ (187.07)	90.50%	\$ -	\$ 1,400.00	\$ 1,400.00
\$ 39,841.48	90.00%	\$ -	\$ 167,188.00	\$ 167,188.00
\$ 4,194.69	90.00%	\$ -	\$ 26,273.00	\$ 26,273.00
\$ -	90.00%	\$ -	\$ -	\$ -
\$ 49,052.41		\$ -	\$ 214,567.00	\$ 214,567.00
\$ (206.78)	0.00%	\$ -	\$ -	\$ -
\$ 3,589.44	90.00%	\$ -	\$ 25,699.00	\$ 25,699.00
\$ -	90.00%	\$ -	\$ -	\$ -
\$ -	90.00%	\$ -	\$ -	\$ -
\$ -	90.00%	\$ -	\$ -	\$ -
\$ -	90.00%	\$ -	\$ -	\$ -
\$ -	90.00%	\$ -	\$ -	\$ -
\$ -	90.00%	\$ -	\$ -	\$ -
\$ 2,898.84	0.00%	\$ -	\$ -	\$ -
\$ -	90.00%	\$ -	\$ -	\$ -



GENERAL FUND ACCOUNTS COVERING THE PERIOD JULY 1, 2016, to JUNE 30, 2017  
ESTIMATE OF NEEDS FOR 2017-2018

2b

EXHIBIT "A"

Schedule 4, Miscellaneous Revenue	2016-2017 ACCOUNT	
	AMOUNT	ACTUALLY
	ESTIMATED	COLLECTED
Continued from page 2a		
3220 District Attorney Reimbursement - State	\$ 5,000.00	\$ -
3221 Civil Defense Reimbursement	\$ -	\$ -
3222 Emergency Management Reimbursement	\$ -	\$ -
3223 Food Stamp Reimbursement	\$ -	\$ -
3224 Tick Eradication Reimbursement	\$ -	\$ -
3225 Welfare Agencies Miscellaneous	\$ -	\$ -
3226 Other -	\$ -	\$ -
3227 Other -	\$ -	\$ -
3228 Other -	\$ -	\$ -
<b>Total State Sources</b>	\$ 219,963.00	\$ 270,296.91
<b>4000 INTERGOVERNMENTAL REVENUES - FEDERAL SOURCES:</b>		
4111 Flood Control	\$ -	\$ -
4112 Federal Grants	\$ -	\$ -
4113 Federal Payments in Lieu of Tax Revenues	\$ 10,000.00	\$ 89,587.86
4114 Bureau of Land Management	\$ -	\$ -
4115 District Attorney Reimbursement - Federal	\$ -	\$ -
4116 J.T.P.A. Salary Reimbursement	\$ -	\$ -
4117 Other -	\$ -	\$ -
4118 Other -	\$ -	\$ -
4119 Other -	\$ -	\$ -
<b>Total Federal Sources</b>	\$ 10,000.00	\$ 89,587.86
<b>Grand Total Intergovernmental Revenues</b>	\$ 409,963.00	\$ 541,550.94
<b>5000 MISCELLANEOUS REVENUE:</b>		
5111 Interest on Investments	\$ 4,545.00	\$ 4,064.91
5112 Rental or Lease of County Property	\$ -	\$ 5,500.00
5113 Sale of County Property	\$ -	\$ -
5114 Royalty	\$ -	\$ -
5115 Individual Redemption	\$ -	\$ -
5116 Insurance Recoveries	\$ -	\$ -
5117 Insurance Reimbursements	\$ -	\$ -
5118 Public Finance Authority Reimbursement	\$ -	\$ -
5119 Rural Fire Runs	\$ -	\$ -
5120 Copies	\$ -	\$ -
5121 Return Check Charges	\$ -	\$ -
5122 Mowing & Trash Reimbursement	\$ -	\$ -
5123 Utility Reimbursements	\$ -	\$ -
5124 Resale Property Fund Distribution	\$ -	\$ -
5125 Estry - Sales	\$ -	\$ -
5126 Vending Machine Commissions	\$ -	\$ -
5127 Other Concessions	\$ -	\$ -
5128 Indian Deputy Salary Reimbursement	\$ -	\$ -
5129 Other - Misc Reimbursements	\$ -	\$ 18,168.20
5130 Other - EOM Close Out	\$ -	\$ -
5131 Other -	\$ -	\$ -
<b>Total Miscellaneous Revenue</b>	\$ 4,545.00	\$ 27,733.11
<b>6000 NON-REVENUE RECEIPTS:</b>		
6111 Contributions from Other Funds	\$ -	\$ -
<b>Grand Total General Fund</b>	\$ 467,346.00	\$ 619,416.00

GENERAL FUND ACCOUNTS COVERING THE PERIOD JULY 1, 2016, to JUNE 30, 2017  
ESTIMATE OF NEEDS FOR 2017-2018

2016-2017 ACCOUNT OVER (UNDER)	BASIS AND LIMIT OF ENSUING ESTIMATE	2017-2018 ACCOUNT		
		CHARGEABLE INCOME	ESTIMATED BY GOVERNING BOARD	APPROVED BY EXCISE BOARD
\$ (5,000.00)	90.00%	\$ -	\$ -	\$ -
\$ -	90.00%	\$ -	\$ -	\$ -
\$ -	90.00%	\$ -	\$ -	\$ -
\$ -	90.00%	\$ -	\$ -	\$ -
\$ -	90.00%	\$ -	\$ -	\$ -
\$ -	90.00%	\$ -	\$ -	\$ -
\$ -	90.00%	\$ -	\$ -	\$ -
\$ -	90.00%	\$ -	\$ -	\$ -
\$ -	90.00%	\$ -	\$ -	\$ -
\$ -	90.00%	\$ -	\$ -	\$ -
\$ 50,333.91		\$ -	\$ 240,266.00	\$ 240,266.00
\$ -	90.00%	\$ -	\$ -	\$ -
\$ -	90.00%	\$ -	\$ -	\$ -
\$ 79,587.86	0.00%	\$ -	\$ -	\$ -
\$ -	90.00%	\$ -	\$ -	\$ -
\$ -	90.00%	\$ -	\$ -	\$ -
\$ -	90.00%	\$ -	\$ -	\$ -
\$ -	90.00%	\$ -	\$ -	\$ -
\$ -	90.00%	\$ -	\$ -	\$ -
\$ -	90.00%	\$ -	\$ -	\$ -
\$ 79,587.86		\$ -	\$ -	\$ -
\$ 131,587.94		\$ -	\$ 414,326.00	\$ 414,326.00
\$ (480.09)	73.80%	\$ -	\$ 3,000.00	\$ 3,000.00
\$ 5,500.00	0.00%	\$ -	\$ -	\$ -
\$ -	90.00%	\$ -	\$ -	\$ -
\$ -	90.00%	\$ -	\$ -	\$ -
\$ -	90.00%	\$ -	\$ -	\$ -
\$ -	90.00%	\$ -	\$ -	\$ -
\$ -	90.00%	\$ -	\$ -	\$ -
\$ -	90.00%	\$ -	\$ -	\$ -
\$ -	90.00%	\$ -	\$ -	\$ -
\$ -	90.00%	\$ -	\$ -	\$ -
\$ -	90.00%	\$ -	\$ -	\$ -
\$ -	90.00%	\$ -	\$ -	\$ -
\$ -	90.00%	\$ -	\$ -	\$ -
\$ -	90.00%	\$ -	\$ -	\$ -
\$ -	90.00%	\$ -	\$ -	\$ -
\$ -	90.00%	\$ -	\$ -	\$ -
\$ -	90.00%	\$ -	\$ -	\$ -
\$ -	90.00%	\$ -	\$ -	\$ -
\$ -	90.00%	\$ -	\$ -	\$ -
\$ -	90.00%	\$ -	\$ -	\$ -
\$ -	90.00%	\$ -	\$ -	\$ -
\$ 18,168.20	0.00%	\$ -	\$ -	\$ -
\$ -	90.00%	\$ -	\$ -	\$ -
\$ -	90.00%	\$ -	\$ -	\$ -
\$ 23,188.11		\$ -	\$ 3,000.00	\$ 3,000.00
\$ -	90.00%	\$ -	\$ -	\$ -
\$ 152,070.00		\$ -	\$ 463,326.00	\$ 463,326.00

EXHIBIT "A"

Schedule 5, Expenditures General Fund Cash Accounts of Current and All Prior Years		2016-2017
CURRENT AND ALL PRIOR YEARS		
Cash Balance Reported to Excise Board 6-30-2016	\$	-
Cash Fund Balance Transferred Out	\$	-
Cash Fund Balance Transferred In	\$	536,404.76
Adjusted Cash Balance	\$	536,404.76
Ad Valorem Tax Apportioned To Year In Caption	\$	631,165.25
Miscellaneous Revenue (Schedule 4)	\$	619,416.00
Cash Fund Balance Forward From Preceding Year	\$	31,573.07
Prior Expenditures Recovered	\$	-
<b>TOTAL RECEIPTS</b>	\$	<b>1,282,154.32</b>
<b>TOTAL RECEIPTS AND BALANCE</b>	\$	<b>1,818,559.08</b>
Warrants of Year in Caption	\$	1,130,686.99
Interest Paid Thereon	\$	-
<b>TOTAL DISBURSEMENTS</b>	\$	<b>1,130,686.99</b>
<b>CASH BALANCE JUNE 30, 2017</b>	\$	<b>687,872.09</b>
Reserve for Warrants Outstanding	\$	45,896.44
Reserve for Interest on Warrants	\$	-
Reserves From Schedule 8	\$	14,303.14
<b>TOTAL LIABILITES AND RESERVE</b>	\$	<b>60,199.58</b>
DEFICIT: (Red Figure)	\$	-
<b>CASH BALANCE FORWARD TO SUCCEEDING YEAR</b>	\$	<b>627,672.51</b>

Schedule 6, General Fund Warrant Account of Current and All Prior Years		TOTAL
CURRENT AND ALL PRIOR YEARS		
Warrants Outstanding 6-30-2016 of Year in Caption	\$	44,334.89
Warrants Registered During Year	\$	1,185,624.37
<b>TOTAL</b>	\$	<b>1,229,959.26</b>
Warrants Paid During Year	\$	1,184,058.82
Warrants Converted to Bonds or Judgements	\$	-
Warrants Cancelled	\$	-
Warrants Estopped by Statute	\$	4.00
<b>TOTAL WARRANTS RETIRED</b>	\$	<b>1,184,062.82</b>
<b>BALANCE WARRANTS OUTSTANDING JUNE 30, 2017</b>	\$	<b>45,896.44</b>

Schedule 7, 2016 Ad Valorem Tax Account			
2016 Net Valuation Certified To County Excise Board	65,061,095.00	10.300 Mills	Amount
Total Proceeds of Levy as Certified			\$ 670,129.28
Additions:			\$ -
Deductions:			\$ -
Gross Balance Tax			\$ 670,129.28
Less Reserve for Delinquent Tax			\$ 60,920.84
Reserve for Protest Pending			\$ -
Balance Available Tax			\$ 609,208.44
Deduct 2016 Tax Apportioned			\$ 631,165.25
Net Balance 2016 Tax in Process of Collection or			\$ -
Excess Collections			\$ 21,956.81





GENERAL FUND ACCOUNTS COVERING THE PERIOD JULY 1, 2016, to JUNE 30, 2017  
ESTIMATE OF NEEDS FOR 2017-2018

4a

EXHIBIT "A"

Schedule 8(a), Report Of Prior Year's Expenditures

DEPARTMENTS OF GOVERNMENT APPROPRIATED ACCOUNTS	FISCAL YEAR ENDING JUNE 30, 2016			ORIGINAL APPROPRIATIONS
	RESERVES	WARRANTS	BALANCE	
	6-30-2016	SINCE ISSUED	LAPSED APPROPRIATIONS	
<b>01 DISTRICT ATTORNEY - STATE:</b>				
01a Personal Services	\$ -	\$ -	\$ -	\$ -
01b Part Time Help	\$ -	\$ -	\$ -	\$ -
01c Travel	\$ -	\$ -	\$ -	\$ -
01d Maintenance and Operation	\$ -	\$ -	\$ -	\$ 5,000.00
01e Capital Outlay	\$ -	\$ -	\$ -	\$ -
01f Intergovernmental	\$ -	\$ -	\$ -	\$ -
01g Other-	\$ -	\$ -	\$ -	\$ -
01 Total	\$ -	\$ -	\$ -	\$ 5,000.00
<b>02 DISTRICT ATTORNEY - COUNTY:</b>				
02a Personal Services	\$ -	\$ -	\$ -	\$ -
02b Part Time Help	\$ -	\$ -	\$ -	\$ -
02c Travel	\$ -	\$ -	\$ -	\$ -
02d Maintenance and Operation	\$ -	\$ -	\$ -	\$ -
02e Capital Outlay	\$ -	\$ -	\$ -	\$ -
02f Intergovernmental	\$ -	\$ -	\$ -	\$ -
02g Law Library	\$ -	\$ -	\$ -	\$ -
02h Other-	\$ -	\$ -	\$ -	\$ -
02 Total	\$ -	\$ -	\$ -	\$ -
<b>04 COUNTY SHERIFF:</b>				
04a Personal Services	\$ -	\$ -	\$ -	\$ 118,800.00
04b Part Time Help	\$ -	\$ -	\$ -	\$ -
04c Travel	\$ -	\$ -	\$ -	\$ 7,200.00
04d Maintenance and Operation	\$ -	\$ -	\$ -	\$ -
04e Capital Outlay	\$ -	\$ -	\$ -	\$ -
04f Intergovernmental	\$ -	\$ -	\$ -	\$ -
04g Sheriff's Fees	\$ -	\$ -	\$ -	\$ -
04h Board of Prisoners	\$ -	\$ -	\$ -	\$ -
04i Other - Taxes & Payroll Benefits	\$ -	\$ -	\$ -	\$ -
04 Total	\$ -	\$ -	\$ -	\$ 126,000.00
<b>06 COUNTY TREASURER:</b>				
06a Personal Services	\$ -	\$ -	\$ -	\$ 73,029.96
06b Part Time Help	\$ -	\$ -	\$ -	\$ -
06c Travel	\$ -	\$ -	\$ -	\$ 4,800.00
06d Maintenance and Operation	\$ -	\$ -	\$ -	\$ 14,000.00
06e Capital Outlay	\$ 536.62	\$ 499.99	\$ 36.63	\$ 2,000.00
06f Intergovernmental	\$ -	\$ -	\$ -	\$ -
06g Other -	\$ -	\$ -	\$ -	\$ -
06 Total	\$ 536.62	\$ 499.99	\$ 36.63	\$ 93,829.96
<b>08 COUNTY COMMISSIONERS:</b>				
08a Personal Services	\$ -	\$ -	\$ -	\$ 10,800.00
08b Part Time Help	\$ -	\$ -	\$ -	\$ -
08c Travel	\$ -	\$ -	\$ -	\$ -
08d Maintenance and Operation	\$ -	\$ -	\$ -	\$ -
08e Capital Outlay	\$ -	\$ -	\$ -	\$ -
08f Intergovernmental	\$ -	\$ -	\$ -	\$ -
08g Other -	\$ -	\$ -	\$ -	\$ -
08 Total	\$ -	\$ -	\$ -	\$ 10,800.00

GENERAL FUND ACCOUNTS COVERING THE PERIOD JULY 1, 2016, to JUNE 30, 2017  
ESTIMATE OF NEEDS FOR 2017-2018

FISCAL YEAR ENDING JUNE 30, 2017						Governmental Budget Accounts	
SUPPLEMENTAL ADJUSTMENTS		NET AMOUNT OF APPROPRIATIONS	WARRANTS ISSUED	RESERVES	LAPSED BALANCE KNOWN TO BE UNENCUMBERED	NEEDS AS ESTIMATED BY GOVERNING BOARD	APPROVED BY COUNTY EXCISE BOARD
ADDED	CANCELLED						
\$ -	\$ -	\$ -	\$ -	\$ -	\$ -	\$ 10,000.00	\$ 10,000.00
\$ -	\$ -	\$ -	\$ -	\$ -	\$ -	\$ -	\$ -
\$ -	\$ -	\$ -	\$ -	\$ -	\$ -	\$ -	\$ -
\$ -	\$ -	\$ 5,000.00	\$ 4,999.99	\$ -	\$ 0.01	\$ 5,000.00	\$ 5,000.00
\$ -	\$ -	\$ -	\$ -	\$ -	\$ -	\$ -	\$ -
\$ -	\$ -	\$ -	\$ -	\$ -	\$ -	\$ -	\$ -
\$ -	\$ -	\$ -	\$ -	\$ -	\$ -	\$ -	\$ -
\$ -	\$ -	\$ 5,000.00	\$ 4,999.99	\$ -	\$ 0.01	\$ 15,000.00	\$ 15,000.00
\$ -	\$ -	\$ -	\$ -	\$ -	\$ -	\$ -	\$ -
\$ -	\$ -	\$ -	\$ -	\$ -	\$ -	\$ -	\$ -
\$ -	\$ -	\$ -	\$ -	\$ -	\$ -	\$ -	\$ -
\$ -	\$ -	\$ -	\$ -	\$ -	\$ -	\$ -	\$ -
\$ -	\$ -	\$ -	\$ -	\$ -	\$ -	\$ -	\$ -
\$ -	\$ -	\$ -	\$ -	\$ -	\$ -	\$ -	\$ -
\$ -	\$ -	\$ -	\$ -	\$ -	\$ -	\$ -	\$ -
\$ -	\$ -	\$ -	\$ -	\$ -	\$ -	\$ -	\$ -
\$ -	\$ -	\$ -	\$ -	\$ -	\$ -	\$ -	\$ -
\$ 122.55	\$ -	\$ 118,922.55	\$ 118,922.55	\$ -	\$ -	\$ 420,893.88	\$ 118,800.00
\$ -	\$ -	\$ -	\$ -	\$ -	\$ -	\$ 10,000.00	\$ -
\$ -	\$ -	\$ 7,200.00	\$ 7,200.00	\$ -	\$ -	\$ 9,000.00	\$ 7,200.00
\$ -	\$ -	\$ -	\$ -	\$ -	\$ -	\$ 272,500.00	\$ 20,000.00
\$ -	\$ -	\$ -	\$ -	\$ -	\$ -	\$ -	\$ -
\$ -	\$ -	\$ -	\$ -	\$ -	\$ -	\$ -	\$ -
\$ -	\$ -	\$ -	\$ -	\$ -	\$ -	\$ -	\$ -
\$ -	\$ -	\$ -	\$ -	\$ -	\$ -	\$ -	\$ -
\$ -	\$ -	\$ -	\$ -	\$ -	\$ -	\$ 202,656.30	\$ -
\$ -	\$ -	\$ -	\$ -	\$ -	\$ -	\$ 915,050.18	\$ 146,000.00
\$ 122.55	\$ -	\$ 126,122.55	\$ 126,122.55	\$ -	\$ -	\$ -	\$ -
\$ 3,026.85	\$ -	\$ 76,056.81	\$ 76,056.81	\$ -	\$ 0.00	\$ 88,529.96	\$ 85,200.00
\$ -	\$ -	\$ -	\$ -	\$ -	\$ -	\$ -	\$ -
\$ -	\$ -	\$ 4,800.00	\$ 4,800.00	\$ -	\$ -	\$ 4,800.00	\$ 4,800.00
\$ 1,602.81	\$ -	\$ 15,602.81	\$ 13,872.88	\$ 1,728.36	\$ 1.57	\$ 14,000.00	\$ 6,000.00
\$ -	\$ 449.10	\$ 1,550.90	\$ 1,550.90	\$ -	\$ 0.00	\$ 2,000.00	\$ 500.00
\$ -	\$ -	\$ -	\$ -	\$ -	\$ -	\$ -	\$ -
\$ -	\$ -	\$ -	\$ -	\$ -	\$ -	\$ -	\$ -
\$ 4,629.66	\$ 449.10	\$ 98,010.52	\$ 96,280.59	\$ 1,728.36	\$ 1.57	\$ 109,329.96	\$ 96,500.00
\$ -	\$ -	\$ 10,800.00	\$ -	\$ -	\$ 10,800.00	\$ 15,000.00	\$ 15,000.00
\$ -	\$ -	\$ -	\$ -	\$ -	\$ -	\$ -	\$ -
\$ -	\$ -	\$ -	\$ -	\$ -	\$ -	\$ -	\$ -
\$ -	\$ -	\$ -	\$ -	\$ -	\$ -	\$ -	\$ -
\$ -	\$ -	\$ -	\$ -	\$ -	\$ -	\$ -	\$ -
\$ -	\$ -	\$ -	\$ -	\$ -	\$ -	\$ -	\$ -
\$ -	\$ -	\$ 10,800.00	\$ -	\$ -	\$ 10,800.00	\$ 15,000.00	\$ 15,000.00
\$ -	\$ -	\$ -	\$ -	\$ -	\$ -	\$ -	\$ -

GENERAL FUND ACCOUNTS COVERING THE PERIOD JULY 1, 2016, to JUNE 30, 2017  
ESTIMATE OF NEEDS FOR 2017-2018

EXHIBIT "A"

Schedule 8(b), Report Of Prior Year's Expenditures				
DEPARTMENTS OF GOVERNMENT APPROPRIATED ACCOUNTS	FISCAL YEAR ENDING JUNE 30, 2016			ORIGINAL APPROPRIATIONS
	RESERVES	WARRANTS	BALANCE	
	6-30-2016	SINCE ISSUED	LAPSED APPROPRIATIONS	
<b>09 COUNTY COMMISSIONERS O.S.U. EXTENSION:</b>				
09a Personal Services	\$ -	\$ -	\$ -	\$ -
09b Part Time Help	\$ -	\$ -	\$ -	\$ -
09c Travel	\$ -	\$ -	\$ -	\$ 6,000.00
09d Maintenance and Operation	\$ 2,539.46	\$ 2,539.46	\$ -	\$ 4,000.00
09e Capital Outlay	\$ -	\$ -	\$ -	\$ -
09f Intergovernmental	\$ -	\$ -	\$ -	\$ -
09g Other -	\$ -	\$ -	\$ -	\$ -
09 Total	\$ 2,539.46	\$ 2,539.46	\$ -	\$ 10,000.00
<b>10 COUNTY CLERK:</b>				
10a Personal Services	\$ -	\$ -	\$ -	\$ 99,700.00
10b Part Time Help	\$ -	\$ -	\$ -	\$ 1,500.00
10c Travel	\$ -	\$ -	\$ -	\$ 4,800.00
10d Maintenance and Operation	\$ 2,244.00	\$ 2,191.92	\$ 52.08	\$ 8,000.00
10e Capital Outlay	\$ -	\$ -	\$ -	\$ -
10f Intergovernmental	\$ -	\$ -	\$ -	\$ -
10g Lien Fees	\$ -	\$ -	\$ -	\$ -
010h Other - Kellpro License	\$ -	\$ -	\$ -	\$ 20,000.00
10 Total	\$ 2,244.00	\$ 2,191.92	\$ 52.08	\$ 134,000.00
<b>14 COURT CLERK:</b>				
14a Personal Services	\$ -	\$ -	\$ -	\$ 96,000.00
14b Part Time Help	\$ -	\$ -	\$ -	\$ -
14c Travel	\$ -	\$ -	\$ -	\$ 6,600.00
14d Maintenance and Operation	\$ -	\$ -	\$ -	\$ 5,000.00
14e Capital Outlay	\$ -	\$ -	\$ -	\$ -
14f Intergovernmental	\$ -	\$ -	\$ -	\$ -
14g Other -	\$ -	\$ -	\$ -	\$ -
14 Total	\$ -	\$ -	\$ -	\$ 107,600.00
<b>16 COUNTY ASSESSOR:</b>				
16a Personal Services	\$ -	\$ -	\$ -	\$ 47,830.00
16b Part Time Help	\$ -	\$ -	\$ -	\$ -
16c Travel	\$ -	\$ -	\$ -	\$ 6,000.00
16d Maintenance and Operation	\$ 475.00	\$ 475.00	\$ -	\$ 4,500.00
16e Capital Outlay	\$ 1,800.00	\$ 1,760.00	\$ 40.00	\$ 2,000.00
16f Intergovernmental	\$ -	\$ -	\$ -	\$ -
16g Other -	\$ -	\$ -	\$ -	\$ -
16h Other -	\$ -	\$ -	\$ -	\$ -
16 Total	\$ 2,275.00	\$ 2,235.00	\$ 40.00	\$ 60,330.00
<b>17 REVALUATION OF REAL PROPERTY:</b>				
17a Personal Services	\$ -	\$ -	\$ -	\$ 129,000.00
17b Part Time Help	\$ -	\$ -	\$ -	\$ -
17c Travel	\$ 510.00	\$ 393.30	\$ 116.70	\$ 7,343.00
17d Maintenance and Operation	\$ 925.00	\$ 539.42	\$ 385.58	\$ 12,000.00
17e Capital Outlay	\$ -	\$ -	\$ -	\$ 3,000.00
17f Intergovernmental	\$ -	\$ -	\$ -	\$ -
17g Other -	\$ -	\$ -	\$ -	\$ -
17h Other - Matching	\$ -	\$ -	\$ -	\$ 63,246.00
17 Total	\$ 1,435.00	\$ 932.72	\$ 502.28	\$ 214,589.00

FISCAL YEAR ENDING JUNE 30, 2017						Governmental Budget Accounts	
						FISCAL YEAR 2017-2018	
SUPPLEMENTAL		NET AMOUNT	WARRANTS	RESERVES	LAPSED	NEEDS AS	APPROVED BY
ADJUSTMENTS		OF	ISSUED		BALANCE	ESTIMATED BY	COUNTY
ADDED		APPROPRIATIONS			KNOWN TO BE	GOVERNING	EXCISE BOARD
CANCELLED					UNENCUMBERED	BOARD	
\$ -	\$ -	\$ -	\$ -	\$ -	\$ -	\$ 42,672.00	\$ -
\$ -	\$ -	\$ -	\$ -	\$ -	\$ -	\$ -	\$ -
\$ 908.66	\$ -	\$ 6,908.66	\$ 6,908.37	\$ -	\$ 0.29	\$ 16,725.00	\$ -
\$ -	\$ 908.66	\$ 3,091.34	\$ 3,088.57	\$ -	\$ 2.77	\$ 7,500.00	\$ 220.71
\$ -	\$ -	\$ -	\$ -	\$ -	\$ -	\$ 1,000.00	\$ -
\$ -	\$ -	\$ -	\$ -	\$ -	\$ -	\$ -	\$ -
\$ -	\$ -	\$ -	\$ -	\$ -	\$ -	\$ -	\$ -
\$ -	\$ -	\$ -	\$ -	\$ -	\$ -	\$ -	\$ -
\$ 908.66	\$ 908.66	\$ 10,000.00	\$ 9,996.94	\$ -	\$ 3.06	\$ 67,897.00	\$ 220.71
\$ 21,919.73	\$ -	\$ 121,619.73	\$ 121,558.79	\$ -	\$ 60.94	\$ 111,429.96	\$ 125,700.00
\$ -	\$ 1,500.00	\$ -	\$ -	\$ -	\$ -	\$ 1,500.00	\$ 1,500.00
\$ -	\$ -	\$ 4,800.00	\$ 4,800.00	\$ -	\$ -	\$ 4,800.00	\$ 4,800.00
\$ -	\$ -	\$ 8,000.00	\$ 4,124.35	\$ 3,800.00	\$ 75.65	\$ 8,000.00	\$ 8,000.00
\$ 1,600.00	\$ -	\$ 1,600.00	\$ -	\$ -	\$ 1,600.00	\$ -	\$ -
\$ -	\$ -	\$ -	\$ -	\$ -	\$ -	\$ -	\$ -
\$ -	\$ -	\$ -	\$ -	\$ -	\$ -	\$ -	\$ -
\$ -	\$ 20,000.00	\$ -	\$ -	\$ -	\$ -	\$ 16,412.20	\$ -
\$ 23,519.73	\$ 21,500.00	\$ 136,019.73	\$ 130,483.14	\$ 3,800.00	\$ 1,736.59	\$ 142,142.16	\$ 140,000.00
\$ 3,229.96	\$ -	\$ 99,229.96	\$ 99,229.96	\$ -	\$ -	\$ 99,599.96	\$ 94,200.00
\$ -	\$ -	\$ -	\$ -	\$ -	\$ -	\$ -	\$ -
\$ -	\$ 621.48	\$ 5,978.52	\$ 5,978.52	\$ -	\$ -	\$ 6,600.00	\$ 6,600.00
\$ -	\$ 2,608.48	\$ 2,391.52	\$ -	\$ 2,389.82	\$ 1.70	\$ 10,000.00	\$ 10,000.00
\$ -	\$ -	\$ -	\$ -	\$ -	\$ -	\$ -	\$ -
\$ -	\$ -	\$ -	\$ -	\$ -	\$ -	\$ -	\$ -
\$ -	\$ -	\$ -	\$ -	\$ -	\$ -	\$ -	\$ -
\$ -	\$ -	\$ -	\$ -	\$ -	\$ -	\$ -	\$ -
\$ 3,229.96	\$ 3,229.96	\$ 107,600.00	\$ 105,208.48	\$ 2,389.82	\$ 1.70	\$ 116,199.96	\$ 110,800.00
\$ -	\$ -	\$ 47,830.00	\$ 47,829.96	\$ -	\$ 0.04	\$ 47,830.00	\$ 47,830.00
\$ -	\$ -	\$ -	\$ -	\$ -	\$ -	\$ -	\$ -
\$ -	\$ -	\$ 6,000.00	\$ 6,000.00	\$ -	\$ -	\$ 6,000.00	\$ 6,000.00
\$ -	\$ -	\$ 4,500.00	\$ 4,485.31	\$ -	\$ 14.69	\$ 4,500.00	\$ 4,500.00
\$ -	\$ -	\$ 2,000.00	\$ -	\$ 850.00	\$ 1,150.00	\$ 2,000.00	\$ 2,000.00
\$ -	\$ -	\$ -	\$ -	\$ -	\$ -	\$ -	\$ -
\$ -	\$ -	\$ -	\$ -	\$ -	\$ -	\$ -	\$ -
\$ -	\$ -	\$ -	\$ -	\$ -	\$ -	\$ -	\$ -
\$ -	\$ -	\$ -	\$ -	\$ -	\$ -	\$ -	\$ -
\$ -	\$ -	\$ 60,330.00	\$ 58,315.27	\$ 850.00	\$ 1,164.73	\$ 60,330.00	\$ 60,330.00
\$ 56,807.71	\$ -	\$ 185,807.71	\$ 185,807.71	\$ -	\$ -	\$ 132,000.00	\$ 132,000.00
\$ -	\$ -	\$ -	\$ -	\$ -	\$ -	\$ -	\$ -
\$ -	\$ 3,832.68	\$ 3,510.32	\$ 3,510.32	\$ -	\$ -	\$ 7,229.00	\$ 7,229.00
\$ -	\$ 229.03	\$ 11,770.97	\$ 9,427.80	\$ 1,788.40	\$ 554.77	\$ 6,000.00	\$ 5,411.00
\$ 10,500.00	\$ -	\$ 13,500.00	\$ -	\$ -	\$ 13,500.00	\$ 9,000.00	\$ 9,000.00
\$ -	\$ -	\$ -	\$ -	\$ -	\$ -	\$ -	\$ -
\$ -	\$ -	\$ -	\$ -	\$ -	\$ -	\$ -	\$ -
\$ -	\$ -	\$ -	\$ -	\$ -	\$ -	\$ 66,360.00	\$ 66,360.00
\$ -	\$ 63,246.00	\$ -	\$ -	\$ -	\$ -	\$ -	\$ -
\$ 67,307.71	\$ 67,307.71	\$ 214,589.00	\$ 198,745.83	\$ 1,788.40	\$ 14,054.77	\$ 220,589.00	\$ 220,000.00

#####



GENERAL FUND ACCOUNTS COVERING THE PERIOD JULY 1, 2016, to JUNE 30, 2017  
ESTIMATE OF NEEDS FOR 2017-2018

4c

EXHIBIT "A"

Schedule 8(c), Report Of Prior Year's Expenditures				
DEPARTMENTS OF GOVERNMENT APPROPRIATED ACCOUNTS	FISCAL YEAR ENDING JUNE 30, 2016			ORIGINAL APPROPRIATIONS
	RESERVES	WARRANTS	BALANCE	
	6-30-2016	SINCE ISSUED	LAPSED APPROPRIATIONS	
<b>18 JUVENILE SHELTER BUREAU:</b>				
18a Personal Services	\$ -	\$ -	\$ -	\$ -
18b Part Time Help	\$ -	\$ -	\$ -	\$ -
18c Travel	\$ -	\$ -	\$ -	\$ -
18d Maintenance and Operation	\$ -	\$ -	\$ -	\$ -
18e Capital Outlay	\$ -	\$ -	\$ -	\$ -
18f Intergovernmental	\$ -	\$ -	\$ -	\$ -
18g Other -	\$ -	\$ -	\$ -	\$ -
18 Total	\$ -	\$ -	\$ -	\$ -
<b>19 DISTRICT COURT:</b>				
19a Personal Services	\$ -	\$ -	\$ -	\$ -
19b Part Time Help	\$ -	\$ -	\$ -	\$ -
19c Travel	\$ -	\$ -	\$ -	\$ -
19d Maintenance and Operation	\$ -	\$ -	\$ -	\$ -
19e Capital Outlay	\$ -	\$ -	\$ -	\$ -
19f Intergovernmental	\$ -	\$ -	\$ -	\$ -
19g Other -	\$ -	\$ -	\$ -	\$ -
19 Total	\$ -	\$ -	\$ -	\$ -
<b>20 GENERAL GOVERNMENT</b>				
20a Personal Services	\$ -	\$ -	\$ -	\$ 50,000.00
20b Health Insurance	\$ -	\$ -	\$ -	\$ 150,000.00
20c Charity	\$ -	\$ -	\$ -	\$ 30,000.00
20d Maintenance and Operation	\$ -	\$ -	\$ -	\$ 160,000.00
20e Capital Outlay	\$ -	\$ -	\$ -	\$ 139,361.40
20f Retirement	\$ -	\$ -	\$ -	\$ 85,000.00
20g Legal Publications and Fees	\$ -	\$ -	\$ -	\$ 22,500.00
20h Comm Proceedings	\$ -	\$ -	\$ -	\$ 10,000.00
20i Library	\$ -	\$ -	\$ -	\$ 5,000.00
20i Postage	\$ -	\$ -	\$ -	\$ 15,000.00
20j Social Security	\$ -	\$ -	\$ -	\$ 59,000.00
20 Total	\$ -	\$ -	\$ -	\$ 725,861.40
<b>21 EXCISE - EQUALIZATION BOARD:</b>				
21a Personal Services	\$ -	\$ -	\$ -	\$ 4,500.00
21b Part Time Help	\$ -	\$ -	\$ -	\$ -
21c Travel	\$ -	\$ -	\$ -	\$ -
21d Maintenance and Operation	\$ 750.00	\$ 641.85	\$ 108.15	\$ 750.00
21e Capital Outlay	\$ -	\$ -	\$ -	\$ -
21f Intergovernmental	\$ -	\$ -	\$ -	\$ -
21g Other -	\$ -	\$ -	\$ -	\$ -
21 Total	\$ 750.00	\$ 641.85	\$ 108.15	\$ 5,250.00
<b>22 COUNTY ELECTION EXPENSE:</b>				
22a Personal Services	\$ -	\$ -	\$ -	\$ 42,168.00
22b Part Time Help	\$ -	\$ -	\$ -	\$ 3,500.00
22c Travel	\$ -	\$ -	\$ -	\$ 750.00
22d Maintenance and Operation	\$ -	\$ -	\$ -	\$ 7,082.00
22e Capital Outlay	\$ -	\$ -	\$ -	\$ -
22f Intergovernmental	\$ -	\$ -	\$ -	\$ -
22g Other -	\$ -	\$ -	\$ -	\$ -
22 Total	\$ -	\$ -	\$ -	\$ 53,500.00



GENERAL FUND ACCOUNTS COVERING THE PERIOD JULY 1, 2016, to JUNE 30, 2017  
ESTIMATE OF NEEDS FOR 2017-2018

EXHIBIT "A"

Schedule 8(d), Report Of Prior Year's Expenditures				
DEPARTMENTS OF GOVERNMENT APPROPRIATED ACCOUNTS	FISCAL YEAR ENDING JUNE 30, 2016			ORIGINAL APPROPRIATIONS
	RESERVES	WARRANTS	BALANCE	
	6-30-2016	SINCE ISSUED	LAPSED APPROPRIATIONS	
<b>23 INSURANCE - BENEFITS:</b>				
23a Hospital	\$ -	\$ -	\$ -	\$ -
23b Accident	\$ -	\$ -	\$ -	\$ -
23c Life	\$ -	\$ -	\$ -	\$ -
23d Property	\$ -	\$ -	\$ -	\$ -
23e Workmans Compensation	\$ -	\$ -	\$ -	\$ -
23f Unemployment	\$ -	\$ -	\$ -	\$ -
23g Retirement	\$ -	\$ -	\$ -	\$ -
23h Self Insured	\$ -	\$ -	\$ -	\$ -
23i FICA	\$ -	\$ -	\$ -	\$ -
23j Other -	\$ -	\$ -	\$ -	\$ -
23 Total	\$ -	\$ -	\$ -	\$ -
<b>24 COUNTY PURCHASING AGENT:</b>				
24a Personal Services	\$ -	\$ -	\$ -	\$ -
24b Part Time Help	\$ -	\$ -	\$ -	\$ -
24c Travel	\$ -	\$ -	\$ -	\$ -
24d Maintenance and Operation	\$ -	\$ -	\$ -	\$ -
24e Capital Outlay	\$ -	\$ -	\$ -	\$ -
24f Intergovernmental	\$ -	\$ -	\$ -	\$ -
24g Other -	\$ -	\$ -	\$ -	\$ -
24 Total	\$ -	\$ -	\$ -	\$ -
<b>25 DATA PROCESSING:</b>				
25a Personal Services	\$ -	\$ -	\$ -	\$ -
25b Part Time Help	\$ -	\$ -	\$ -	\$ -
25c Travel	\$ -	\$ -	\$ -	\$ -
25d Maintenance and Operation	\$ -	\$ -	\$ -	\$ -
25e Capital Outlay	\$ -	\$ -	\$ -	\$ -
25f Intergovernmental	\$ -	\$ -	\$ -	\$ -
25f Intergovernmental	\$ -	\$ -	\$ -	\$ -
25g Other -	\$ -	\$ -	\$ -	\$ -
25 Total	\$ -	\$ -	\$ -	\$ -
<b>26 COUNTY SUPT. OF HEALTH</b>				
26a Personal Services	\$ -	\$ -	\$ -	\$ -
26b Part Time Help	\$ -	\$ -	\$ -	\$ -
26c Travel	\$ -	\$ -	\$ -	\$ -
26d Maintenance and Operation	\$ -	\$ -	\$ -	\$ -
26e Capital Outlay	\$ -	\$ -	\$ -	\$ -
26f Intergovernmental	\$ -	\$ -	\$ -	\$ -
26g Other -	\$ -	\$ -	\$ -	\$ -
26 Total	\$ -	\$ -	\$ -	\$ -
<b>27 WELFARE AGENCIES:</b>				
27a Personal Services	\$ -	\$ -	\$ -	\$ -
27b Part Time Help	\$ -	\$ -	\$ -	\$ -
27c Travel	\$ -	\$ -	\$ -	\$ -
27d Maintenance and Operation	\$ -	\$ -	\$ -	\$ -
27e Capital Outlay	\$ -	\$ -	\$ -	\$ -
27f Intergovernmental	\$ -	\$ -	\$ -	\$ -
27g Other -	\$ -	\$ -	\$ -	\$ -
27 Total	\$ -	\$ -	\$ -	\$ -





GENERAL FUND ACCOUNTS COVERING THE PERIOD JULY 1, 2016, to JUNE 30, 2017  
ESTIMATE OF NEEDS FOR 2017-2018

4e

EXHIBIT "A"

Schedule 8(e), Report Of Prior Year's Expenditures				
DEPARTMENTS OF GOVERNMENT APPROPRIATED ACCOUNTS	FISCAL YEAR ENDING JUNE 30, 2016			ORIGINAL APPROPRIATIONS
	RESERVES	WARRANTS	BALANCE	
	6-30-2016	SINCE ISSUED	LAPSED APPROPRIATIONS	
<b>28 CHARITY:</b>				
28a Personal Services	\$ -	\$ -	\$ -	\$ -
28b Part Time Help	\$ -	\$ -	\$ -	\$ -
28c Travel	\$ -	\$ -	\$ -	\$ -
28d Maintenance and Operation	\$ -	\$ -	\$ -	\$ -
28e Capital Outlay	\$ -	\$ -	\$ -	\$ -
28f Intergovernmental	\$ -	\$ -	\$ -	\$ -
28g Other -	\$ -	\$ -	\$ -	\$ -
28 Total	\$ -	\$ -	\$ -	\$ -
<b>29 FIRE FIGHTING SERVICES:</b>				
29a Personal Services	\$ -	\$ -	\$ -	\$ -
29b Part Time Help	\$ -	\$ -	\$ -	\$ -
29c Travel	\$ -	\$ -	\$ -	\$ -
29d Maintenance and Operation	\$ -	\$ -	\$ -	\$ -
29e Capital Outlay	\$ -	\$ -	\$ -	\$ -
29f Intergovernmental	\$ -	\$ -	\$ -	\$ -
29g Equipment Lease Rentals	\$ -	\$ -	\$ -	\$ -
29h Other -	\$ -	\$ -	\$ -	\$ -
29i Other -	\$ -	\$ -	\$ -	\$ -
29 Total	\$ -	\$ -	\$ -	\$ -
<b>30 RECORDING ACCOUNT:</b>				
30a Personal Services	\$ -	\$ -	\$ -	\$ -
30b Part Time Help	\$ -	\$ -	\$ -	\$ -
30c Travel	\$ -	\$ -	\$ -	\$ -
30d Maintenance and Operation	\$ -	\$ -	\$ -	\$ -
30e Capital Outlay	\$ -	\$ -	\$ -	\$ -
30f Intergovernmental	\$ -	\$ -	\$ -	\$ -
30g Other -	\$ -	\$ -	\$ -	\$ -
30 Total	\$ -	\$ -	\$ -	\$ -
<b>31 COUNTY ENGINEER:</b>				
31a Personal Services	\$ -	\$ -	\$ -	\$ -
31b Part Time Help	\$ -	\$ -	\$ -	\$ -
31c Travel	\$ -	\$ -	\$ -	\$ -
31d Maintenance and Operation	\$ -	\$ -	\$ -	\$ -
31e Capital Outlay	\$ -	\$ -	\$ -	\$ -
31f Intergovernmental	\$ -	\$ -	\$ -	\$ -
31g Other -	\$ -	\$ -	\$ -	\$ -
31h Other -	\$ -	\$ -	\$ -	\$ -
31 Total	\$ -	\$ -	\$ -	\$ -
<b>32 LIBRARY:</b>				
32a Personal Services	\$ -	\$ -	\$ -	\$ -
32b Part Time Help	\$ -	\$ -	\$ -	\$ -
32c Travel	\$ -	\$ -	\$ -	\$ -
32d Maintenance and Operation	\$ -	\$ -	\$ -	\$ -
32e Capital Outlay	\$ -	\$ -	\$ -	\$ -
32f Intergovernmental	\$ -	\$ -	\$ -	\$ -
32g Other -	\$ -	\$ -	\$ -	\$ -
32 Total	\$ -	\$ -	\$ -	\$ -



EXHIBIT "A"

Schedule 8(f), Report Of Prior Year's Expenditures

DEPARTMENTS OF GOVERNMENT APPROPRIATED ACCOUNTS	FISCAL YEAR ENDING JUNE 30, 2016			ORIGINAL APPROPRIATIONS
	RESERVES	WARRANTS	BALANCE	
	6-30-2016	SINCE ISSUED	LAPSED APPROPRIATIONS	
<b>33 PUBLIC DEFENDER:</b>				
33a Personal Services	\$ -	\$ -	\$ -	\$ -
33b Part Time Help	\$ -	\$ -	\$ -	\$ -
33c Travel	\$ -	\$ -	\$ -	\$ -
33d Maintenance and Operation	\$ -	\$ -	\$ -	\$ -
33e Capital Outlay	\$ -	\$ -	\$ -	\$ -
33f Intergovernmental	\$ -	\$ -	\$ -	\$ -
33g Other -	\$ -	\$ -	\$ -	\$ -
33h Other -	\$ -	\$ -	\$ -	\$ -
<b>33 Total</b>	<b>\$ -</b>	<b>\$ -</b>	<b>\$ -</b>	<b>\$ -</b>
<b>34 CIVIL DEFENSE:</b>				
34a Personal Services	\$ -	\$ -	\$ -	\$ 26,000.00
34b Part Time Help	\$ -	\$ -	\$ -	\$ -
34c Travel	\$ -	\$ -	\$ -	\$ -
34d Maintenance and Operation	\$ -	\$ -	\$ -	\$ 8,600.00
34e Capital Outlay	\$ -	\$ -	\$ -	\$ 12,000.00
34f Intergovernmental	\$ -	\$ -	\$ -	\$ -
34g Other -	\$ -	\$ -	\$ -	\$ -
<b>34 Total</b>	<b>\$ -</b>	<b>\$ -</b>	<b>\$ -</b>	<b>\$ 46,600.00</b>
<b>36 SOLID WASTE:</b>				
36a Personal Services	\$ -	\$ -	\$ -	\$ -
36b Part Time Help	\$ -	\$ -	\$ -	\$ -
36c Travel	\$ -	\$ -	\$ -	\$ -
36d Maintenance and Operation	\$ -	\$ -	\$ -	\$ -
36e Capital Outlay	\$ -	\$ -	\$ -	\$ -
36f Intergovernmental	\$ -	\$ -	\$ -	\$ -
36g Other -	\$ -	\$ -	\$ -	\$ -
36h Other -	\$ -	\$ -	\$ -	\$ -
<b>36 Total</b>	<b>\$ -</b>	<b>\$ -</b>	<b>\$ -</b>	<b>\$ -</b>
<b>38 SOIL CONSERVATION DISTRICT:</b>				
38a Personal Services	\$ -	\$ -	\$ -	\$ -
38b Part Time Help	\$ -	\$ -	\$ -	\$ -
38c Travel	\$ -	\$ -	\$ -	\$ -
38d Maintenance and Operation	\$ -	\$ -	\$ -	\$ -
38e Capital Outlay	\$ -	\$ -	\$ -	\$ -
38f Intergovernmental	\$ -	\$ -	\$ -	\$ -
38g Other -	\$ -	\$ -	\$ -	\$ -
38h Other -	\$ -	\$ -	\$ -	\$ -
<b>38 Total</b>	<b>\$ -</b>	<b>\$ -</b>	<b>\$ -</b>	<b>\$ -</b>
<b>40 REWARD FUND:</b>				
40a Personal Services	\$ -	\$ -	\$ -	\$ -
40b Part Time Help	\$ -	\$ -	\$ -	\$ -
40c Travel	\$ -	\$ -	\$ -	\$ -
40d Maintenance and Operation	\$ -	\$ -	\$ -	\$ -
40e Capital Outlay	\$ -	\$ -	\$ -	\$ -
40f Intergovernmental	\$ -	\$ -	\$ -	\$ -
40g Other -	\$ -	\$ -	\$ -	\$ -
<b>40 Total</b>	<b>\$ -</b>	<b>\$ -</b>	<b>\$ -</b>	<b>\$ -</b>



GENERAL FUND ACCOUNTS COVERING THE PERIOD JULY 1, 2016, to JUNE 30, 2017  
ESTIMATE OF NEEDS FOR 2017-2018

4g

EXHIBIT "A"

Schedule 8(g), Report Of Prior Year's Expenditures				
DEPARTMENTS OF GOVERNMENT APPROPRIATED ACCOUNTS	FISCAL YEAR ENDING JUNE 30, 2016			ORIGINAL APPROPRIATIONS
	RESERVES	WARRANTS	BALANCE	
	6-30-2016	SINCE ISSUED	LAPSED APPROPRIATIONS	
60				
60a Personal Services	\$ -	\$ -	\$ -	\$ -
60b Part Time Help	\$ -	\$ -	\$ -	\$ -
60c Travel	\$ -	\$ -	\$ -	\$ -
60d Maintenance and Operation	\$ -	\$ -	\$ -	\$ -
60e Capital Outlay	\$ -	\$ -	\$ -	\$ -
60f Intergovernmental	\$ -	\$ -	\$ -	\$ -
60g Other -	\$ -	\$ -	\$ -	\$ -
60h Other -	\$ -	\$ -	\$ -	\$ -
60 Total	\$ -	\$ -	\$ -	\$ -
61				
61a Personal Services	\$ -	\$ -	\$ -	\$ -
61b Part Time Help	\$ -	\$ -	\$ -	\$ -
61c Travel	\$ -	\$ -	\$ -	\$ -
61d Maintenance and Operation	\$ -	\$ -	\$ -	\$ -
61e Capital Outlay	\$ -	\$ -	\$ -	\$ -
61f Intergovernmental	\$ -	\$ -	\$ -	\$ -
61g Other -	\$ -	\$ -	\$ -	\$ -
61h Other -	\$ -	\$ -	\$ -	\$ -
61 Total	\$ -	\$ -	\$ -	\$ -
62				
62a Personal Services	\$ -	\$ -	\$ -	\$ -
62b Part Time Help	\$ -	\$ -	\$ -	\$ -
62c Travel	\$ -	\$ -	\$ -	\$ -
62d Maintenance and Operation	\$ -	\$ -	\$ -	\$ -
62e Capital Outlay	\$ -	\$ -	\$ -	\$ -
62f Intergovernmental	\$ -	\$ -	\$ -	\$ -
62g Other -	\$ -	\$ -	\$ -	\$ -
62h Other -	\$ -	\$ -	\$ -	\$ -
62 Total	\$ -	\$ -	\$ -	\$ -
63				
63a Personal Services	\$ -	\$ -	\$ -	\$ -
63b Part Time Help	\$ -	\$ -	\$ -	\$ -
63c Travel	\$ -	\$ -	\$ -	\$ -
63d Maintenance and Operation	\$ -	\$ -	\$ -	\$ -
63e Capital Outlay	\$ -	\$ -	\$ -	\$ -
63f Intergovernmental	\$ -	\$ -	\$ -	\$ -
63g Other -	\$ -	\$ -	\$ -	\$ -
63 Total	\$ -	\$ -	\$ -	\$ -
64				
64a Personal Services	\$ -	\$ -	\$ -	\$ -
64b Part Time Help	\$ -	\$ -	\$ -	\$ -
64c Travel	\$ -	\$ -	\$ -	\$ -
64d Maintenance and Operation	\$ -	\$ -	\$ -	\$ -
64e Capital Outlay	\$ -	\$ -	\$ -	\$ -
64f Intergovernmental	\$ -	\$ -	\$ -	\$ -
64g Other -	\$ -	\$ -	\$ -	\$ -
64 Total	\$ -	\$ -	\$ -	\$ -



GENERAL FUND ACCOUNTS COVERING THE PERIOD JULY 1, 2016, to JUNE 30, 2017  
ESTIMATE OF NEEDS FOR 2017-2018

4h

EXHIBIT "A"

Schedule 8(h), Report Of Prior Year's Expenditures				
DEPARTMENTS OF GOVERNMENT APPROPRIATED ACCOUNTS	FISCAL YEAR ENDING JUNE 30, 2016			ORIGINAL APPROPRIATIONS
	RESERVES	WARRANTS	BALANCE	
	6-30-2016	SINCE ISSUED	LAPSED APPROPRIATIONS	
65				
65a Personal Services	\$ -	\$ -	\$ -	\$ -
65b Part Time Help	\$ -	\$ -	\$ -	\$ -
65c Travel	\$ -	\$ -	\$ -	\$ -
65d Maintenance and Operation	\$ -	\$ -	\$ -	\$ -
65e Capital Outlay	\$ -	\$ -	\$ -	\$ -
65f Intergovernmental	\$ -	\$ -	\$ -	\$ -
65g Other -	\$ -	\$ -	\$ -	\$ -
65h Other -	\$ -	\$ -	\$ -	\$ -
65 Total	\$ -	\$ -	\$ -	\$ -
66				
66a Personal Services	\$ -	\$ -	\$ -	\$ -
66b Part Time Help	\$ -	\$ -	\$ -	\$ -
66c Travel	\$ -	\$ -	\$ -	\$ -
66d Maintenance and Operation	\$ -	\$ -	\$ -	\$ -
66e Capital Outlay	\$ -	\$ -	\$ -	\$ -
66f Intergovernmental	\$ -	\$ -	\$ -	\$ -
66g Other -	\$ -	\$ -	\$ -	\$ -
66h Other -	\$ -	\$ -	\$ -	\$ -
66 Total	\$ -	\$ -	\$ -	\$ -
67				
67a Personal Services	\$ -	\$ -	\$ -	\$ -
67b Part Time Help	\$ -	\$ -	\$ -	\$ -
67c Travel	\$ -	\$ -	\$ -	\$ -
67d Maintenance and Operation	\$ -	\$ -	\$ -	\$ -
67e Capital Outlay	\$ -	\$ -	\$ -	\$ -
67f Intergovernmental	\$ -	\$ -	\$ -	\$ -
67g Other -	\$ -	\$ -	\$ -	\$ -
67h Other -	\$ -	\$ -	\$ -	\$ -
67 Total	\$ -	\$ -	\$ -	\$ -
68				
68a Personal Services	\$ -	\$ -	\$ -	\$ -
68b Part Time Help	\$ -	\$ -	\$ -	\$ -
68c Travel	\$ -	\$ -	\$ -	\$ -
68d Maintenance and Operation	\$ -	\$ -	\$ -	\$ -
68e Capital Outlay	\$ -	\$ -	\$ -	\$ -
68f Intergovernmental	\$ -	\$ -	\$ -	\$ -
68g Other -	\$ -	\$ -	\$ -	\$ -
68 Total	\$ -	\$ -	\$ -	\$ -
69				
69a Personal Services	\$ -	\$ -	\$ -	\$ -
69b Part Time Help	\$ -	\$ -	\$ -	\$ -
69c Travel	\$ -	\$ -	\$ -	\$ -
69d Maintenance and Operation	\$ -	\$ -	\$ -	\$ -
69e Capital Outlay	\$ -	\$ -	\$ -	\$ -
69f Intergovernmental	\$ -	\$ -	\$ -	\$ -
69g Other -	\$ -	\$ -	\$ -	\$ -
69 Total	\$ -	\$ -	\$ -	\$ -





GENERAL FUND ACCOUNTS COVERING THE PERIOD JULY 1, 2016, to JUNE 30, 2017  
ESTIMATE OF NEEDS FOR 2017-2018

EXHIBIT "A"

Schedule 8(i), Report Of Prior Year's Expenditures				
DEPARTMENTS OF GOVERNMENT APPROPRIATED ACCOUNTS	FISCAL YEAR ENDING JUNE 30, 2016			ORIGINAL APPROPRIATIONS
	RESERVES	WARRANTS	BALANCE	
	6-30-2016	SINCE ISSUED	LAPSED APPROPRIATIONS	
<b>80 HIGHWAY BUDGET ACCOUNT:</b>				
80a Personal Services	\$ -	\$ -	\$ -	\$ -
80b Part Time Help	\$ -	\$ -	\$ -	\$ -
80c Travel	\$ -	\$ -	\$ -	\$ -
80d Maintenance and Operation	\$ -	\$ -	\$ -	\$ -
80e Capital Outlay	\$ -	\$ -	\$ -	\$ -
80f Intergovernmental	\$ -	\$ -	\$ -	\$ -
80g Other -	\$ -	\$ -	\$ -	\$ -
80h Other -	\$ -	\$ -	\$ -	\$ -
80j Other -	\$ -	\$ -	\$ -	\$ -
80 Total	\$ -	\$ -	\$ -	\$ -
<b>82 COUNTY AUDIT BUDGET ACCOUNT:</b>				
82a Salaries and Expense of Audit and Report	\$ -	\$ -	\$ -	\$ 12,098.84
82b Intergovernmental	\$ -	\$ -	\$ -	\$ -
82c Other -	\$ -	\$ -	\$ -	\$ -
82 Total	\$ -	\$ -	\$ -	\$ 12,098.84
<b>83 COUNTY CEMETARY ACCOUNT:</b>				
83a Personal Services	\$ -	\$ -	\$ -	\$ -
83b Part Time Help	\$ -	\$ -	\$ -	\$ -
83c Travel	\$ -	\$ -	\$ -	\$ -
83d Maintenance and Operation	\$ -	\$ -	\$ -	\$ -
83e Capital Outlay	\$ -	\$ -	\$ -	\$ -
83f Intergovernmental	\$ -	\$ -	\$ -	\$ -
83g Other -	\$ -	\$ -	\$ -	\$ -
83h Other -	\$ -	\$ -	\$ -	\$ -
83 Total	\$ -	\$ -	\$ -	\$ -
<b>84 FREE FAIR BUDGET ACCOUNT:</b>				
84a Personal Services	\$ -	\$ -	\$ -	\$ -
84b Part Time Help	\$ -	\$ -	\$ -	\$ -
84c Travel	\$ -	\$ -	\$ -	\$ -
84d Maintenance and Operation	\$ -	\$ -	\$ -	\$ 7,500.00
84e Capital Outlay	\$ -	\$ -	\$ -	\$ -
84f Intergovernmental	\$ -	\$ -	\$ -	\$ -
84g Premiums and Awards	\$ -	\$ -	\$ -	\$ -
84h Other -	\$ -	\$ -	\$ -	\$ -
84i Other -	\$ -	\$ -	\$ -	\$ -
84 Total	\$ -	\$ -	\$ -	\$ 7,500.00
<b>86 FREE FAIR IMPROVEMENT ACCOUNT:</b>				
86a Personal Services	\$ -	\$ -	\$ -	\$ -
86b Part Time Help	\$ -	\$ -	\$ -	\$ -
86c Travel	\$ -	\$ -	\$ -	\$ -
86d Maintenance and Operation	\$ -	\$ -	\$ -	\$ -
86e Capital Outlay	\$ -	\$ -	\$ -	\$ -
86f Intergovernmental	\$ -	\$ -	\$ -	\$ -
86g Other -	\$ -	\$ -	\$ -	\$ -
86h Other -	\$ -	\$ -	\$ -	\$ -
86 Total	\$ -	\$ -	\$ -	\$ -



GENERAL FUND ACCOUNTS COVERING THE PERIOD JULY 1, 2016, to JUNE 30, 2017  
ESTIMATE OF NEEDS FOR 2017-2018

EXHIBIT "A"

Schedule 8(j), Report Of Prior Year's Expenditures				
FISCAL YEAR ENDING JUNE 30, 2016				
DEPARTMENTS OF GOVERNMENT	RESERVES	WARRANTS	BALANCE	ORIGINAL
APPROPRIATED ACCOUNTS	6-30-2016	SINCE	LAPSED	APPROPRIATIONS
		ISSUED	APPROPRIATIONS	
<b>87 LIBRARY BUDGET ACCOUNT:</b>				
87a Personal Services	\$ -	\$ -	\$ -	\$ -
87b Part Time Help	\$ -	\$ -	\$ -	\$ -
87c Travel	\$ -	\$ -	\$ -	\$ -
87d Maintenance and Operation	\$ -	\$ -	\$ -	\$ -
87e Capital Outlay	\$ -	\$ -	\$ -	\$ -
87f Intergovernmental	\$ -	\$ -	\$ -	\$ -
87g Other -	\$ -	\$ -	\$ -	\$ -
87 Total	\$ -	\$ -	\$ -	\$ -
<b>88 PUBLIC HEALTH BUDGET ACCOUNT:</b>				
88a Personal Services	\$ -	\$ -	\$ -	\$ -
88b Part Time Help	\$ -	\$ -	\$ -	\$ -
88c Travel	\$ -	\$ -	\$ -	\$ -
88d Maintenance and Operation	\$ -	\$ -	\$ -	\$ -
88e Capital Outlay	\$ -	\$ -	\$ -	\$ -
88f Intergovernmental	\$ -	\$ -	\$ -	\$ -
88g Other -	\$ -	\$ -	\$ -	\$ -
88h Other -	\$ -	\$ -	\$ -	\$ -
88 Total	\$ -	\$ -	\$ -	\$ -
<b>89 COUNTY HOSPITAL BUDGET ACCOUNT:</b>				
89a Personal Services	\$ -	\$ -	\$ -	\$ -
89b Part Time Help	\$ -	\$ -	\$ -	\$ -
89c Travel	\$ -	\$ -	\$ -	\$ -
89d Maintenance and Operation	\$ -	\$ -	\$ -	\$ -
89e Capital Outlay	\$ -	\$ -	\$ -	\$ -
89f Intergovernmental	\$ -	\$ -	\$ -	\$ -
89g Other -	\$ -	\$ -	\$ -	\$ -
89h Other -	\$ -	\$ -	\$ -	\$ -
89 Total	\$ -	\$ -	\$ -	\$ -
<b>90 CHILD GUIDANCE CLINIC</b>				
90a Personal Services	\$ -	\$ -	\$ -	\$ -
90b Part Time Help	\$ -	\$ -	\$ -	\$ -
90c Travel	\$ -	\$ -	\$ -	\$ -
90d Maintenance and Operation	\$ -	\$ -	\$ -	\$ -
90e Capital Outlay	\$ -	\$ -	\$ -	\$ -
90f Intergovernmental	\$ -	\$ -	\$ -	\$ -
90g Other -	\$ -	\$ -	\$ -	\$ -
90 Total	\$ -	\$ -	\$ -	\$ -
<b>91 TICK ERADICATION ACCOUNT:</b>				
91a Personal Services	\$ -	\$ -	\$ -	\$ -
91b Part Time Help	\$ -	\$ -	\$ -	\$ -
91c Travel	\$ -	\$ -	\$ -	\$ -
91d Maintenance and Operation	\$ -	\$ -	\$ -	\$ -
91e Capital Outlay	\$ -	\$ -	\$ -	\$ -
91f Intergovernmental	\$ -	\$ -	\$ -	\$ -
91g Other -	\$ -	\$ -	\$ -	\$ -
91h Other -	\$ -	\$ -	\$ -	\$ -
91 Total	\$ -	\$ -	\$ -	\$ -



GENERAL FUND ACCOUNTS COVERING THE PERIOD JULY 1, 2016, to JUNE 30, 2017  
ESTIMATE OF NEEDS FOR 2017-2018

4k

EXHIBIT "A"

Schedule 8(k), Report Of Prior Year's Expenditures				
DEPARTMENTS OF GOVERNMENT APPROPRIATED ACCOUNTS	FISCAL YEAR ENDING JUNE 30, 2016			ORIGINAL APPROPRIATIONS
	RESERVES	WARRANTS	BALANCE	
	6-30-2016	SINCE ISSUED	LAPSED APPROPRIATIONS	
<b>92 BUILDING MAINTENANCE ACCOUNT:</b>				
92a Personal Services	\$ -	\$ -	\$ -	\$ -
92b Part Time Help	\$ -	\$ -	\$ -	\$ -
92c Travel	\$ -	\$ -	\$ -	\$ -
92d Maintenance and Operation	\$ -	\$ -	\$ -	\$ -
92e Capital Outlay	\$ -	\$ -	\$ -	\$ -
92f Intergovernmental	\$ -	\$ -	\$ -	\$ -
92g Other -	\$ -	\$ -	\$ -	\$ -
92h Other -	\$ -	\$ -	\$ -	\$ -
92j Other -	\$ -	\$ -	\$ -	\$ -
92 Total	\$ -	\$ -	\$ -	\$ -
<b>93</b>				
93a Personal Services	\$ -	\$ -	\$ -	\$ -
93b Part Time Help	\$ -	\$ -	\$ -	\$ -
93c Travel	\$ -	\$ -	\$ -	\$ -
93d Maintenance and Operation	\$ -	\$ -	\$ -	\$ -
93e Capital Outlay	\$ -	\$ -	\$ -	\$ -
93f Intergovernmental	\$ -	\$ -	\$ -	\$ -
93g Other -	\$ -	\$ -	\$ -	\$ -
93h Other -	\$ -	\$ -	\$ -	\$ -
93 Total	\$ -	\$ -	\$ -	\$ -
<b>94</b>				
94a Personal Services	\$ -	\$ -	\$ -	\$ -
94b Part Time Help	\$ -	\$ -	\$ -	\$ -
94c Travel	\$ -	\$ -	\$ -	\$ -
94d Maintenance and Operation	\$ -	\$ -	\$ -	\$ -
94e Capital Outlay	\$ -	\$ -	\$ -	\$ -
94f Intergovernmental	\$ -	\$ -	\$ -	\$ -
94g Other -	\$ -	\$ -	\$ -	\$ -
94h Other -	\$ -	\$ -	\$ -	\$ -
94 Total	\$ -	\$ -	\$ -	\$ -
<b>98 OTHER USE:</b>				
98a Other Deductions	\$ -	\$ -	\$ -	\$ -
98 Total	\$ -	\$ -	\$ -	\$ -
<b>TOTAL GENERAL FUND ACCOUNT</b>	<b>\$ 9,780.08</b>	<b>\$ 9,040.94</b>	<b>\$ 739.14</b>	<b>\$ 1,612,959.20</b>
<b>SUBJECT TO WARRANT ISSUE:</b>				
99 Provision for Interest on Warrants	\$ -	\$ -	\$ -	\$ -
<b>GRAND TOTAL GENERAL FUND</b>	<b>\$ 9,780.08</b>	<b>\$ 9,040.94</b>	<b>\$ 739.14</b>	<b>\$ 1,612,959.20</b>

ESTIMATE OF NEEDS FOR THE FISCAL YEAR	
<b>PURPOSE:</b>	
Current Expense	
Pro rata share of County Assessor's Budget as determined by County Excise Board	
(This amount is included in the appropriated account "17 Revaluation of Real Property".)	
<b>GRAND TOTAL - General Fund</b>	



Schedule 1, Current Balance Sheet - June 30, 2017		Amount
<b>ASSETS:</b>		
Cash Balance June 30, 2017	\$	1,848.20
Investments	\$	-
<b>TOTAL ASSETS</b>	<b>\$</b>	<b>1,848.20</b>
<b>LIABILITIES AND RESERVES:</b>		
Warrants Outstanding	\$	-
Reserve for Interest on Warrants	\$	-
Reserves From Schedule 8	\$	-
<b>TOTAL LIABILITIES AND RESERVES</b>	<b>\$</b>	<b>-</b>
<b>CASH FUND BALANCE JUNE 30, 2017</b>	<b>\$</b>	<b>1,848.20</b>
<b>TOTAL LIABILITIES, RESERVES AND CASH FUND BALANCE</b>	<b>\$</b>	<b>1,848.20</b>

Schedule 2, Revenue and Requirements - 2017-2018		
	Detail	Total
<b>REVENUE:</b>		
Cash Balance June 30, 2016	\$	-
Cash Fund Balance Transferred From Prior Years	\$	12,260.07
Current Ad Valorem Tax Apportioned	\$	252,466.07
Miscellaneous Revenue Apportioned	\$	69.16
<b>TOTAL REVENUE</b>		<b>\$ 264,795.30</b>
<b>REQUIREMENTS:</b>		
Claims Paid by Warrants Issued	\$	262,947.10
Reserves From Schedule 8	\$	-
Interest Paid on Warrants	\$	-
Reserve for Interest on Warrants	\$	-
<b>TOTAL REQUIREMENTS</b>		<b>\$ 262,947.10</b>
<b>ADD: CASH FUND BALANCE AS PER BALANCE SHEET 6-30-2017</b>		<b>\$ 1,848.20</b>
<b>TOTAL REQUIREMENTS AND CASH FUND BALANCE</b>		<b>\$ 264,795.30</b>

Schedule 3, Cash Fund Balance Analysis - June 30, 2017		Amount
<b>ADDITIONS:</b>		
Miscellaneous Revenue Collected in Excess of Estimates-Net	\$	69.16
Warrants Estopped, Cancelled or Converted	\$	-
Fiscal Year 2016-2017 Lapsed Appropriations	\$	-
Fiscal Year 2015-2016 Lapsed Appropriations	\$	-
Ad Valorem Tax Collections in Excess of Estimate	\$	8,782.70
Prior Years Ad Valorem Tax	\$	12,260.07
<b>TOTAL ADDITIONS</b>	<b>\$</b>	<b>21,111.93</b>
<b>DEDUCTIONS:</b>		
Supplemental Appropriations	\$	19,263.73
Current Tax in Process of Collection	\$	-
<b>TOTAL DEDUCTIONS</b>	<b>\$</b>	<b>19,263.73</b>
Cash Fund Balance as per Balance Sheet 6-30-2017	\$	1,848.20
<b>Composition of Cash Fund Balance:</b>		
Cash	\$	1,848.20
Cash Fund Balance as per Balance Sheet 6-30-2017	\$	1,848.20

Schedule 4, Miscellaneous Revenue	2016-2017 ACCOUNT	
	AMOUNT	ACTUALLY
	ESTIMATED	COLLECTED
<b>1000 CHARGES FOR SERVICES</b>		
1111 Engineer Fees	\$ -	\$ -
1112 Other -	\$ -	\$ -
<b>Total Charges For Services</b>	\$ -	\$ -
<b>INTERGOVERNMENTAL REVENUES:</b>		
<b>2000 INTERGOVERNMENTAL REVENUES - LOCAL SOURCES:</b>		
2111 Payments in Lieu of Tax Revenue	\$ -	\$ -
2112 Revaluation of Real Property Reimbursements	\$ -	\$ -
2113 Local Contributions	\$ -	\$ -
2114 Other -	\$ -	\$ -
<b>Total - Local Sources</b>	\$ -	\$ -
<b>3000 INTERGOVERNMENTAL REVENUES - STATE SOURCES:</b>		
3111 County Sales Tax - OTC	\$ -	\$ -
3112 Other - OTC	\$ -	\$ -
<b>Sub-Total - OTC</b>	\$ -	\$ -
3211 State Payments in Lieu of Tax Revenue	\$ -	\$ -
3212 Homestead Exemption Reimbursement	\$ -	\$ -
3213 Additional Homestead Exemption Reimbursement	\$ -	\$ -
3214 State Grants	\$ -	\$ -
3215 Other -	\$ -	\$ -
<b>Total State Sources</b>	\$ -	\$ -
<b>4000 INTERGOVERNMENTAL REVENUES - FEDERAL SOURCES:</b>		
4111 Flood Control	\$ -	\$ -
4112 Federal Grants	\$ -	\$ -
4113 Federal Payments in Lieu of Tax Revenues	\$ -	\$ -
4114 Bureau of Land Management	\$ -	\$ -
4115 Other -	\$ -	\$ -
<b>Total Federal Sources</b>	\$ -	\$ -
<b>Grand Total Intergovernmental Revenues</b>	\$ -	\$ -
<b>5000 MISCELLANEOUS REVENUE:</b>		
5111 Interest on Investments	\$ -	\$ -
5112 Rental or Lease of County Property	\$ -	\$ -
5113 Sale of County Property	\$ -	\$ -
5114 Insurance Recoveries	\$ -	\$ -
5115 Insurance Reimbursement	\$ -	\$ -
5116 Utility Reimbursements	\$ -	\$ -
5117 Other Reimbursements	\$ -	\$ -
5118 Resale Property Fund Distribution	\$ -	\$ -
5119 Vending Machine Commissions	\$ -	\$ -
5120 Other Concessions	\$ -	\$ -
5121 Other -PILOT	\$ -	\$ 69.16
5122 Other -	\$ -	\$ -
5123 Other -	\$ -	\$ -
5124 Other -	\$ -	\$ -
<b>Total Miscellaneous Revenue</b>	\$ -	\$ 69.16
<b>6000 NON-REVENUE RECEIPTS:</b>		
6111 Contributions from Other Funds	\$ -	\$ -
<b>Grand Total Building Fund</b>	\$ -	\$ 69.16





LIBRARY FUND ACCOUNTS COVERING THE PERIOD JULY 1, 2016, to JUNE 30, 2017  
ESTIMATE OF NEEDS FOR 2017-2018

EXHIBIT "B"

3

Schedule 5, Expenditures Building Fund Cash Accounts of Current and All Prior Years	
CURRENT AND ALL PRIOR YEARS	2016-2017
Cash Balance Reported to Excise Board 6-30-2016	\$ -
Cash Fund Balance Transferred Out	\$ -
Cash Fund Balance Transferred In	\$ -
Adjusted Cash Balance	\$ -
Ad Valorem Tax Apportioned To Year In Caption	\$ 252,466.07
Miscellaneous Revenue (Schedule 4)	\$ 69.16
Cash Fund Balance Forward From Preceding Year	\$ 12,260.07
Prior Expenditures Recovered	\$ -
<b>TOTAL RECEIPTS</b>	<b>\$ 264,795.30</b>
<b>TOTAL RECEIPTS AND BALANCE</b>	<b>\$ 264,795.30</b>
Warrants of Year in Caption	\$ 262,947.10
Interest Paid Thereon	\$ -
<b>TOTAL DISBURSEMENTS</b>	<b>\$ 262,947.10</b>
<b>CASH BALANCE JUNE 30, 2017</b>	<b>\$ 1,848.20</b>
Reserve for Warrants Outstanding	\$ -
Reserve for Interest on Warrants	\$ -
Reserves From Schedule 8	\$ -
<b>TOTAL LIABILITES AND RESERVE</b>	<b>\$ -</b>
DEFICIT: (Red Figure)	\$ -
<b>CASH BALANCE FORWARD TO SUCCEEDING YEAR</b>	<b>\$ 1,848.20</b>

Schedule 6, General Fund Warrant Account of Current and All Prior Years	
CURRENT AND ALL PRIOR YEARS	TOTAL
Warrants Outstanding 6-30-2016 of Year in Caption	\$ -
Warrants Registered During Year	\$ 264,776.43
<b>TOTAL</b>	<b>\$ 264,776.43</b>
Warrants Paid During Year	\$ 264,776.43
Warrants Converted to Bonds or Judgements	\$ -
Warrants Cancelled	\$ -
Warrants Estopped by Statute	\$ -
<b>TOTAL WARRANTS RETIRED</b>	<b>\$ 264,776.43</b>
<b>BALANCE WARRANTS OUTSTANDING JUNE 30, 2017</b>	<b>\$ -</b>

Schedule 7, 2017 Ad Valorem Tax Account				
2016 Net Valuation Certified To County Excise Board	\$ 65,061,095.00	4.120	Mills	Amount
Total Proceeds of Levy as Certified				\$ 268,051.71
Additions:				\$ -
Deductions:				\$ -
Gross Balance Tax				\$ 268,051.71
Less Reserve for Delinquent Tax				\$ 24,368.34
Reserve for Protest Pending				\$ -
Balance Available Tax				\$ 243,683.37
Deduct 2016 Tax Apportioned				\$ 252,466.07
Net Balance 2016 Tax in Process of Collection or				\$ -
Excess Collections				\$ 8,782.70



LIBRARY FUND ACCOUNTS COVERING THE PERIOD JULY 1, 2016, to JUNE 30, 2017  
ESTIMATE OF NEEDS FOR 2017-2018

4k

EXHIBIT "B"

Schedule 8(k), Report Of Prior Year's Expenditures				
DEPARTMENTS OF GOVERNMENT APPROPRIATED ACCOUNTS	FISCAL YEAR ENDING JUNE 30, 2016			ORIGINAL
	RESERVES	WARRANTS	BALANCE	APPROPRIATIONS
	6-30-2016	SINCE ISSUED	LAPSED APPROPRIATIONS	
<b>92 LIBRARY ACCOUNT:</b>				
92a Personal Services	\$ -	\$ -	\$ -	\$ -
92b Part Time Help	\$ -	\$ -	\$ -	\$ -
92c Travel	\$ -	\$ -	\$ -	\$ -
92d Maintenance and Operation	\$ 1,829.33	\$ 1,829.33	\$ -	\$ 243,683.37
92e Capital Outlay	\$ -	\$ -	\$ -	\$ -
92f Intergovernmental	\$ -	\$ -	\$ -	\$ -
92g Other -	\$ -	\$ -	\$ -	\$ -
92h Other -	\$ -	\$ -	\$ -	\$ -
92j Other -	\$ -	\$ -	\$ -	\$ -
<b>92 Total</b>	<b>\$ 1,829.33</b>	<b>\$ 1,829.33</b>	<b>\$ -</b>	<b>\$ 243,683.37</b>
<b>93</b>				
93a Personal Services	\$ -	\$ -	\$ -	\$ -
93b Part Time Help	\$ -	\$ -	\$ -	\$ -
93c Travel	\$ -	\$ -	\$ -	\$ -
93d Maintenance and Operation	\$ -	\$ -	\$ -	\$ -
93e Capital Outlay	\$ -	\$ -	\$ -	\$ -
93f Intergovernmental	\$ -	\$ -	\$ -	\$ -
93g Other -	\$ -	\$ -	\$ -	\$ -
93h Other -	\$ -	\$ -	\$ -	\$ -
<b>93 Total</b>	<b>\$ -</b>	<b>\$ -</b>	<b>\$ -</b>	<b>\$ -</b>
<b>94</b>				
94a Personal Services	\$ -	\$ -	\$ -	\$ -
94b Part Time Help	\$ -	\$ -	\$ -	\$ -
94c Travel	\$ -	\$ -	\$ -	\$ -
94d Maintenance and Operation	\$ -	\$ -	\$ -	\$ -
94e Capital Outlay	\$ -	\$ -	\$ -	\$ -
94f Intergovernmental	\$ -	\$ -	\$ -	\$ -
94g Other -	\$ -	\$ -	\$ -	\$ -
94h Other -	\$ -	\$ -	\$ -	\$ -
<b>94 Total</b>	<b>\$ -</b>	<b>\$ -</b>	<b>\$ -</b>	<b>\$ -</b>
<b>98 OTHER USE:</b>				
98a Other Deductions	\$ -	\$ -	\$ -	\$ -
<b>98 Total</b>	<b>\$ -</b>	<b>\$ -</b>	<b>\$ -</b>	<b>\$ -</b>
<b>TOTAL BUILDING FUND ACCOUNT</b>	<b>\$ 1,829.33</b>	<b>\$ 1,829.33</b>	<b>\$ -</b>	<b>\$ 243,683.37</b>
<b>SUBJECT TO WARRANT ISSUE:</b>				
99 Provision for Interest on Warrants	\$ -	\$ -	\$ -	\$ -
<b>GRAND TOTAL BUILDING FUND</b>	<b>\$ 1,829.33</b>	<b>\$ 1,829.33</b>	<b>\$ -</b>	<b>\$ 243,683.37</b>

ESTIMATE OF NEEDS FOR THE FISCAL YEAR	
<b>PURPOSE:</b>	
Current Expense	
Pro rata share of County Assessor's Budget as determined by County Excise Board	
<b>GRAND TOTAL - BUILDING FUND</b>	



HIGHWAY FUND ACCOUNTS COVERING THE PERIOD JULY 1, 2016, to JUNE 30, 2017  
ESTIMATE OF NEEDS FOR 2017-2018

EXHIBIT "D"

Schedule 1, Current Balance Sheet - June 30, 2017	
	Amount
<b>ASSETS:</b>	
Cash Balance June 30, 2017	\$ 762,203.17
Investments	\$ -
<b>TOTAL ASSETS</b>	<b>\$ 762,203.17</b>
<b>LIABILITIES AND RESERVES:</b>	
Warrants Outstanding	\$ 60,862.12
Reserve for Interest on Warrants	\$ -
Reserves From Schedule 8	\$ 27,184.93
<b>TOTAL LIABILITIES AND RESERVES</b>	<b>\$ 88,047.05</b>
<b>CASH FUND BALANCE JUNE 30, 2017</b>	<b>\$ 674,156.12</b>
<b>TOTAL LIABILITIES, RESERVES AND CASH FUND BALANCE</b>	<b>\$ 762,203.17</b>

Schedule 5, Expenditures Highway Fund Cash Accounts of Current and All Prior Years	
	2016-2017
<b>CURRENT AND ALL PRIOR YEARS</b>	
Cash Balance Reported to Excise Board 6-30-2016	\$ -
Cash Fund Balance Transferred Out	\$ -
Cash Fund Balance Transferred In	\$ 656,723.83
Adjusted Cash Balance	\$ 656,723.83
Miscellaneous Revenue (Schedule 4)	\$ 2,284,842.83
Cash Fund Balance Forward From Preceding Year	\$ 16,801.62
Prior Expenditures Recovered	\$ -
<b>TOTAL RECEIPTS</b>	<b>\$ 2,301,644.45</b>
<b>TOTAL RECEIPTS AND BALANCE</b>	<b>\$ 2,958,368.28</b>
Warrants of Year in Caption	\$ 2,196,165.11
Interest Paid Thereon	\$ -
<b>TOTAL DISBURSEMENTS</b>	<b>\$ 2,196,165.11</b>
<b>CASH BALANCE JUNE 30, 2017</b>	<b>\$ 762,203.17</b>
Reserve for Warrants Outstanding	\$ 60,862.12
Reserve for Interest on Warrants	\$ -
Reserves From Schedule 8	\$ 27,184.93
<b>TOTAL LIABILITES AND RESERVE</b>	<b>\$ 88,047.05</b>
<b>DEFICIT: (Red Figure)</b>	<b>\$ -</b>
<b>CASH BALANCE FORWARD TO SUCCEEDING YEAR</b>	<b>\$ 674,156.12</b>

Schedule 6, General Fund Warrant Account of Current and All Prior Years	
	TOTAL
<b>CURRENT AND ALL PRIOR YEARS</b>	
Warrants Outstanding 6-30-2016 of Year in Caption	\$ 68,613.35
Warrants Registered During Year	\$ 2,291,743.87
<b>TOTAL</b>	<b>\$ 2,360,357.22</b>
Warrants Paid During Year	\$ 2,299,401.10
Warrants Converted to Bonds or Judgements	\$ -
Warrants Cancelled	\$ -
Warrants Estopped by Statute	\$ 94.00
<b>TOTAL WARRANTS RETIRED</b>	<b>\$ 2,299,495.10</b>
<b>BALANCE WARRANTS OUTSTANDING JUNE 30, 2017</b>	<b>\$ 60,862.12</b>

HIGHWAY FUND ACCOUNTS COVERING THE PERIOD JULY 1, 2016, to JUNE 30, 2017  
ESTIMATE OF NEEDS FOR 2017-2018

Schedule 2, Revenue and Requirements - 2017-2018		
	Detail	Total
<b>REVENUE:</b>		
Cash Balance June 30, 2016	\$ 656,723.83	
Cash Fund Balance Transferred From Prior Years	\$ 16,801.62	
Miscellaneous Revenue Apportioned	\$ 2,284,842.83	
<b>TOTAL REVENUE</b>		<b>\$ 2,958,368.28</b>
<b>REQUIREMENTS:</b>		
Claims Paid by Warrants Issued & Transfer Fees Apportioned	\$ 2,257,027.23	
Reserves From Schedule 8	\$ 27,184.93	
Interest Paid on Warrants	\$ -	
Reserve for Interest on Warrants	\$ -	
<b>TOTAL REQUIREMENTS</b>		<b>\$ 2,284,212.16</b>
<b>ADD: CASH FUND BALANCE AS PER BALANCE SHEET 6-30-2017</b>		<b>\$ 674,156.12</b>
<b>TOTAL REQUIREMENTS AND CASH FUND BALANCE</b>		<b>\$ 2,958,368.28</b>

Schedule 5, (Continued)							
	2015-2016	2014-2015	2013-2014	2012-2013	2011-2012	2010-2011	TOTAL
\$	776,667.44	\$ 94.00	\$ -	\$ -	\$ -	\$ -	\$ 776,761.44
\$	656,723.83	\$ -	\$ -	\$ -	\$ -	\$ -	\$ 656,723.83
\$	-	\$ -	\$ -	\$ -	\$ -	\$ -	\$ 656,723.83
\$	119,943.61	\$ 94.00	\$ -	\$ -	\$ -	\$ -	\$ 776,761.44
\$	-	\$ -	\$ -	\$ -	\$ -	\$ -	\$ 2,284,842.83
\$	94.00	\$ -	\$ -	\$ -	\$ -	\$ -	\$ 16,895.62
\$	-	\$ -	\$ -	\$ -	\$ -	\$ -	\$ -
\$	94.00	\$ -	\$ -	\$ -	\$ -	\$ -	\$ 2,301,738.45
\$	120,037.61	\$ 94.00	\$ -	\$ -	\$ -	\$ -	\$ 3,078,499.89
\$	103,235.99	\$ -	\$ -	\$ -	\$ -	\$ -	\$ 2,299,401.10
\$	-	\$ -	\$ -	\$ -	\$ -	\$ -	\$ -
\$	103,235.99	\$ -	\$ -	\$ -	\$ -	\$ -	\$ 2,299,401.10
\$	16,801.62	\$ 94.00	\$ -	\$ -	\$ -	\$ -	\$ 779,098.79
\$	-	\$ -	\$ -	\$ -	\$ -	\$ -	\$ 60,862.12
\$	-	\$ -	\$ -	\$ -	\$ -	\$ -	\$ -
\$	-	\$ -	\$ -	\$ -	\$ -	\$ -	\$ 27,184.93
\$	-	\$ -	\$ -	\$ -	\$ -	\$ -	\$ 88,047.05
\$	-	\$ -	\$ -	\$ -	\$ -	\$ -	\$ -
\$	16,801.62	\$ 94.00	\$ -	\$ -	\$ -	\$ -	\$ 691,051.74

Schedule 6, (Continued)							
	2016-2017	2015-2016	2014-2015	2013-2014	2012-2013	2011-2012	2010-2011
\$	-	\$ 68,519.35	\$ 94.00	\$ -	\$ -	\$ -	\$ -
\$	2,257,027.23	\$ 34,716.64	\$ -	\$ -	\$ -	\$ -	\$ -
\$	2,257,027.23	\$ 103,235.99	\$ 94.00	\$ -	\$ -	\$ -	\$ -
\$	2,196,165.11	\$ 103,235.99	\$ -	\$ -	\$ -	\$ -	\$ -
\$	-	\$ -	\$ -	\$ -	\$ -	\$ -	\$ -
\$	-	\$ -	\$ -	\$ -	\$ -	\$ -	\$ -
\$	-	\$ -	\$ 94.00	\$ -	\$ -	\$ -	\$ -
\$	2,196,165.11	\$ 103,235.99	\$ 94.00	\$ -	\$ -	\$ -	\$ -
\$	60,862.12	\$ -	\$ -	\$ -	\$ -	\$ -	\$ -

HIGHWAY FUND ACCOUNTS COVERING THE PERIOD JULY 1, 2016, to JUNE 30, 2017  
ESTIMATE OF NEEDS FOR 2017-2018

EXHIBIT "D"

2a

Schedule 4, Miscellaneous Revenue		
SOURCE	2016-2017 ACCOUNT	
	AMOUNT ESTIMATED	ACTUALLY COLLECTED
<b>1000 CHARGES FOR SERVICES</b>		
1116 County Engineer Fees	\$ -	\$ -
1118 Other -	\$ -	\$ -
1119 Other -	\$ -	\$ -
1120 Other -	\$ -	\$ -
Total Charges For Services	\$ -	\$ -
<b>INTERGOVERNMENTAL REVENUES:</b>		
<b>2000 INTERGOVERNMENTAL REVENUES - LOCAL SOURCES:</b>		
2118 O.S.U. Extension Reimbursement	\$ -	\$ -
2121 Highway Budget Account Miscellaneous	\$ -	\$ -
2122 Local Participation (Project)	\$ -	\$ -
2123 Other -	\$ -	\$ -
2124 Other -	\$ -	\$ -
Total - Local Sources	\$ -	\$ -
<b>3000 INTERGOVERNMENTAL REVENUES - STATE SOURCES:</b>		
3120 County Sales Tax - OTC	\$ -	\$ -
3121 OTC- (0912) Gross Production Tax For Roads - Unrestricted	\$ -	\$ -
3122 OTC- (1212) Diesel Fuel T68 Sec 500.7 4B For Roads - Unrestricted	\$ -	\$ 317,992.29
3123 OTC- (2012) Diesel Fuel T68 Sec 500.7 4D For Roads - Unrestricted	\$ -	\$ -
3124 OTC- (1612) Diesel Fuel - Restricted Road Maintenance - Primary	\$ -	\$ -
3125 OTC- (1112) Diesel Fuel T68 Sec 500.7 4C For Roads - Restricted	\$ -	\$ -
3126 OTC- (1012) Diesel Fuel T68 Sec 500.7 4A For Roads - Unrestricted	\$ -	\$ -
3127 OTC- (0312) Gas Excise T68 Sec 500.6 4D For Roads - Unrestricted	\$ -	\$ 797,860.28
3128 OTC- (1412) Gas Excise T68 Sec 500.6 4B For Roads - Unrestricted	\$ -	\$ -
3129 OTC- (2112) Gas Excise T68 Sec 500.6 4E For Roads - Unrestricted	\$ -	\$ -
3130 OTC- (1712) Gas Excise - Restricted Road Maintenance - Primary	\$ -	\$ -
3131 OTC- (0212) Gas Excise T68 Sec 500.6 4C For Roads - Restricted	\$ -	\$ -
3132 OTC- (0112) Gas Excise T68 Sec 500.6 4A For Roads - Unrestricted	\$ -	\$ -
3133 OTC- (0612) Special Fuel Use Tax 1/2¢ For Roads - Unrestricted	\$ -	\$ -
3134 OTC- (0712) Special Fuel .06¢ HB1061 For Roads -Unrestricted	\$ -	\$ -
3135 OTC- (0512) Special Fuel Tax 1¢ HB549 For Roads - Unrestricted	\$ -	\$ -
3136 OTC- (COR ) Special Fuel 1/2¢ HB1450 For Roads - Unrestricted	\$ -	\$ -
3137 OTC- (1912) Special Fuel-Restricted Road Maintenance - Primary	\$ -	\$ -
3138 OTC- (0412) Special Fuel Use Tax .065¢ For Roads - Unrestricted	\$ -	\$ -
3139 OTC- (0812) Motor Vehicle Collections For Roads - Unrestricted	\$ -	\$ 816,856.96
3140 OTC- (1812) Motor Vehicle Collections / County Roads - Restricted	\$ -	\$ -
3141 OTC- (1312) Motor Vehicle Collections / Roads CRIF - Unrestricted	\$ -	\$ -
3142 OTC- ( ) Other -	\$ -	\$ 581.31
3143 OTC- ( ) Other -	\$ -	\$ -
3143 OTC- ( ) Other -	\$ -	\$ -
Sub-Total - OTC	\$ -	\$ 1,933,290.84
3219 State Grants	\$ -	\$ -
3221 Civil Defense Reimbursement	\$ -	\$ -
3222 Emergency Management Reimbursement	\$ -	\$ -
3224 Tick Et Total Miscellaneous Revenue	\$ -	\$ -
3226 State Participation (Project)	\$ -	\$ -
3227 Other -	\$ -	\$ -
3228 Other -	\$ -	\$ -
Total State Sources	\$ -	\$ 1,933,290.84

Continued on page 2b

Thursday, September 07, 2017





HIGHWAY FUND ACCOUNTS COVERING THE PERIOD JULY 1, 2016, to JUNE 30, 2017  
ESTIMATE OF NEEDS FOR 2017-2018

EXHIBIT "D"

2b

Schedule 4, Miscellaneous Revenue		2016-2017 ACCOUNT	
SOURCE	AMOUNT		ACTUALLY
	ESTIMATED	ESTIMATED	COLLECTED
Continued from page 2a			
<b>4000 INTERGOVERNMENTAL REVENUES - FEDERAL SOURCES:</b>			
4112 Federal Grants	\$ -	\$ -	-
4113 J.T.P.A. Salary Reimbursement	\$ -	\$ -	-
4114 Federal Emergency Management Agency (FEMA)	\$ -	\$ -	45,863.37
4115 Federal Participation (Project)	\$ -	\$ -	-
4116 Other -	\$ -	\$ -	-
4117 Other -	\$ -	\$ -	-
Total Federal Sources	\$ -	\$ -	45,863.37
Grand Total Intergovernmental Revenues	\$ -	\$ -	1,979,154.21
<b>5000 MISCELLANEOUS REVENUE:</b>			
5111 Interest on Investments	\$ -	\$ -	469.68
5112 Rental or Lease of County Property	\$ -	\$ -	-
5113 Sale of County Property	\$ -	\$ -	3,050.00
5114 Royalty	\$ -	\$ -	-
5116 Insurance Recoveries	\$ -	\$ -	-
5117 Insurance Reimbursement	\$ -	\$ -	-
5126 Vending Machine Commissions	\$ -	\$ -	-
5127 Loan	\$ -	\$ -	180,000.00
5129 Refunds and Reimbursements	\$ -	\$ -	41,058.99
5130 Other - Equipment Sale	\$ -	\$ -	1,125.00
5131 Other - Misc	\$ -	\$ -	79,984.95
Total Miscellaneous Revenue	\$ -	\$ -	305,688.62
<b>6000 NON-REVENUE RECEIPTS:</b>			
6111 Contributions from Other Funds	\$ -	\$ -	-
Grand Total Highway Fund	\$ -	\$ -	2,284,842.83

Schedule 9, Highway Fund Investments						
INVESTED IN	Investments on Hand June 30, 2016	Since Purchased	LIQUIDATIONS		Barred by Court Order	Investments on Hand June 30, 2017
			By Collections of Cost	Amortized Premium		
	\$ -	\$ -	\$ -	\$ -	\$ -	\$ -
	\$ -	\$ -	\$ -	\$ -	\$ -	\$ -
	\$ -	\$ -	\$ -	\$ -	\$ -	\$ -
	\$ -	\$ -	\$ -	\$ -	\$ -	\$ -
	\$ -	\$ -	\$ -	\$ -	\$ -	\$ -
	\$ -	\$ -	\$ -	\$ -	\$ -	\$ -
	\$ -	\$ -	\$ -	\$ -	\$ -	\$ -
	\$ -	\$ -	\$ -	\$ -	\$ -	\$ -
	\$ -	\$ -	\$ -	\$ -	\$ -	\$ -
	\$ -	\$ -	\$ -	\$ -	\$ -	\$ -
	\$ -	\$ -	\$ -	\$ -	\$ -	\$ -
	\$ -	\$ -	\$ -	\$ -	\$ -	\$ -
	\$ -	\$ -	\$ -	\$ -	\$ -	\$ -
	\$ -	\$ -	\$ -	\$ -	\$ -	\$ -
	\$ -	\$ -	\$ -	\$ -	\$ -	\$ -
	\$ -	\$ -	\$ -	\$ -	\$ -	\$ -
	\$ -	\$ -	\$ -	\$ -	\$ -	\$ -
	\$ -	\$ -	\$ -	\$ -	\$ -	\$ -
	\$ -	\$ -	\$ -	\$ -	\$ -	\$ -
<b>TOTAL INVESTMENTS</b>	\$ -	\$ -	\$ -	\$ -	\$ -	\$ -

HIGHWAY FUND ACCOUNTS COVERING THE PERIOD JULY 1, 2016, to JUNE 30, 2017  
ESTIMATE OF NEEDS FOR 2017-2018

2016-2017 ACCOUNT OVER (UNDER)	BASIS AND LIMIT OF ENSUING ESTIMATE	2017-2018 ACCOUNT		
		CHARGEABLE INCOME	ESTIMATED BY GOVERNING BOARD	APPROVED BY EXCISE BOARD
\$ -	90.00%	\$ -	\$ -	\$ -
\$ -	90.00%	\$ -	\$ -	\$ -
\$ 45,863.37	0.00%	\$ -	\$ -	\$ -
\$ -	90.00%	\$ -	\$ -	\$ -
\$ -	90.00%	\$ -	\$ -	\$ -
\$ -	90.00%	\$ -	\$ -	\$ -
\$ 45,863.37		\$ -	\$ -	\$ -
\$ 1,979,154.21		\$ -	\$ -	\$ -
\$ 469.68	0.00%	\$ -	\$ -	\$ -
\$ -	90.00%	\$ -	\$ -	\$ -
\$ 3,050.00	0.00%	\$ -	\$ -	\$ -
\$ -	90.00%	\$ -	\$ -	\$ -
\$ -	90.00%	\$ -	\$ -	\$ -
\$ -	90.00%	\$ -	\$ -	\$ -
\$ -	90.00%	\$ -	\$ -	\$ -
\$ 180,000.00	0.00%	\$ -	\$ -	\$ -
\$ 41,058.99	0.00%	\$ -	\$ -	\$ -
\$ 1,125.00	0.00%	\$ -	\$ -	\$ -
\$ 79,984.95	0.00%	\$ -	\$ -	\$ -
\$ 305,688.62		\$ -	\$ -	\$ -
\$ -	90.00%	\$ -	\$ -	\$ -
\$ 2,284,842.83		\$ -	\$ -	\$ -

HIGHWAY FUND ACCOUNTS COVERING THE PERIOD JULY 1, 2016, to JUNE 30, 2017  
ESTIMATE OF NEEDS FOR 2017-2018

EXHIBIT "D"

3a

Schedule 8(a), Report Of Prior Year's Expenditures				
DEPARTMENTS OF GOVERNMENT APPROPRIATED ACCOUNTS	FISCAL YEAR ENDING JUNE 30, 2016			ORIGINAL
	RESERVES 6-30-2016	WARRANTS SINCE ISSUED	BALANCE LAPSED APPROPRIATIONS	APPROPRIATIONS
<b>87 GENERAL GOVERNMENT ACCOUNT:</b>				
87a Personal Services	\$ -	\$ -	\$ -	\$ -
87b Part Time Help	\$ -	\$ -	\$ -	\$ -
87c Travel	\$ -	\$ -	\$ -	\$ -
87d Maintenance and Operation	\$ -	\$ -	\$ -	\$ -
87e Capital Outlay	\$ -	\$ -	\$ -	\$ -
87f Intergovernmental	\$ -	\$ -	\$ -	\$ -
87g Other -	\$ -	\$ -	\$ -	\$ -
87 Total	\$ -	\$ -	\$ -	\$ -
<b>88 PURCHASING ACCOUNT:</b>				
88a Personal Services	\$ -	\$ -	\$ -	\$ -
88b Part Time Help	\$ -	\$ -	\$ -	\$ -
88c Travel	\$ -	\$ -	\$ -	\$ -
88d Maintenance and Operation	\$ -	\$ -	\$ -	\$ -
88e Capital Outlay	\$ -	\$ -	\$ -	\$ -
88f Intergovernmental	\$ -	\$ -	\$ -	\$ -
88g Other -	\$ -	\$ -	\$ -	\$ -
88h Other -	\$ -	\$ -	\$ -	\$ -
88 Total	\$ -	\$ -	\$ -	\$ -
<b>89 LOCAL PROJECTS HIGHWAY BUDGET ACCOUNT:</b>				
89a Personal Services	\$ -	\$ -	\$ -	\$ -
89b Part Time Help	\$ -	\$ -	\$ -	\$ -
89c Travel	\$ -	\$ -	\$ -	\$ -
89d Maintenance and Operation	\$ -	\$ -	\$ -	\$ -
89e Capital Outlay	\$ -	\$ -	\$ -	\$ -
89f Intergovernmental	\$ -	\$ -	\$ -	\$ -
89g Other -	\$ -	\$ -	\$ -	\$ -
89h Other -	\$ -	\$ -	\$ -	\$ -
89 Total	\$ -	\$ -	\$ -	\$ -
<b>90 FEMA HIGHWAY BUDGET ACCOUNT:</b>				
90a Personal Services	\$ -	\$ -	\$ -	\$ -
90b Part Time Help	\$ -	\$ -	\$ -	\$ -
90c Travel	\$ -	\$ -	\$ -	\$ -
90d Maintenance and Operation	\$ -	\$ -	\$ -	\$ -
90e Capital Outlay	\$ -	\$ -	\$ -	\$ -
90f Intergovernmental	\$ -	\$ -	\$ -	\$ -
90g Other -	\$ -	\$ -	\$ -	\$ -
90 Total	\$ -	\$ -	\$ -	\$ -
<b>91 OTHER HIGHWAY BUDGET ACCOUNT:</b>				
91a Personal Services	\$ -	\$ -	\$ -	\$ -
91b Part Time Help	\$ -	\$ -	\$ -	\$ -
91c Travel	\$ -	\$ -	\$ -	\$ -
91d Maintenance and Operation	\$ -	\$ -	\$ -	\$ -
91e Capital Outlay	\$ -	\$ -	\$ -	\$ -
91f Intergovernmental	\$ -	\$ -	\$ -	\$ -
91g Other -	\$ -	\$ -	\$ -	\$ -
91h Other -	\$ -	\$ -	\$ -	\$ -
91 Total	\$ -	\$ -	\$ -	\$ -



HIGHWAY FUND ACCOUNTS COVERING THE PERIOD JULY 1, 2016, to JUNE 30, 2017  
ESTIMATE OF NEEDS FOR 2017-2018

EXHIBIT "D"

3b

Schedule 8(b), Report Of Prior Year's Expenditures				
DEPARTMENTS OF GOVERNMENT APPROPRIATED ACCOUNTS	FISCAL YEAR ENDING JUNE 30, 2016			ORIGINAL APPROPRIATIONS
	RESERVES	WARRANTS	BALANCE	
	6-30-2016	SINCE ISSUED	LAPSED APPROPRIATIONS	
<b>92 UNRESTRICTED HIGHWAY BUDGET ACCOUNT:</b>				
92a Personal Services	\$ -	\$ -	\$ -	\$ -
92b Part Time Help	\$ -	\$ -	\$ -	\$ -
92c Travel	\$ -	\$ -	\$ -	\$ -
92d Maintenance and Operation	\$ 40,424.26	\$ 31,478.04	\$ 8,946.22	\$ -
92e Capital Outlay	\$ -	\$ -	\$ -	\$ -
92f Intergovernmental	\$ -	\$ -	\$ -	\$ -
92g Machinery and Equipment Lease Rental	\$ -	\$ -	\$ -	\$ -
92h Other - ETR	\$ -	\$ -	\$ -	\$ -
92j Other -	\$ -	\$ -	\$ -	\$ -
<b>92 Total</b>	<b>\$ 40,424.26</b>	<b>\$ 31,478.04</b>	<b>\$ 8,946.22</b>	<b>\$ -</b>
<b>93 RESTRICTED HIGHWAY BUDGET ACCOUNT:</b>				
93a Personal Services	\$ -	\$ -	\$ -	\$ -
93b Part Time Help	\$ -	\$ -	\$ -	\$ -
93c Travel	\$ -	\$ -	\$ -	\$ -
93d Maintenance and Operation	\$ 11,000.00	\$ 3,238.60	\$ 7,761.40	\$ -
93e Capital Outlay	\$ -	\$ -	\$ -	\$ -
93f Intergovernmental	\$ -	\$ -	\$ -	\$ -
93g Other -	\$ -	\$ -	\$ -	\$ -
93h Other -	\$ -	\$ -	\$ -	\$ -
<b>93 Total</b>	<b>\$ 11,000.00</b>	<b>\$ 3,238.60</b>	<b>\$ 7,761.40</b>	<b>\$ -</b>
<b>94 PRIMARY ROADS HIGHWAY BUDGET ACCOUNT:</b>				
94a Personal Services	\$ -	\$ -	\$ -	\$ -
94b Part Time Help	\$ -	\$ -	\$ -	\$ -
94c Travel	\$ -	\$ -	\$ -	\$ -
94d Maintenance and Operation	\$ -	\$ -	\$ -	\$ -
94e Capital Outlay	\$ -	\$ -	\$ -	\$ -
94f Intergovernmental	\$ -	\$ -	\$ -	\$ -
94g Other -	\$ -	\$ -	\$ -	\$ -
94h Other -	\$ -	\$ -	\$ -	\$ -
<b>94 Total</b>	<b>\$ -</b>	<b>\$ -</b>	<b>\$ -</b>	<b>\$ -</b>
<b>98 OTHER USE:</b>				
98a Other Deductions	\$ -	\$ -	\$ -	\$ -
<b>98 Total</b>	<b>\$ -</b>	<b>\$ -</b>	<b>\$ -</b>	<b>\$ -</b>
<b>TOTAL HIGHWAY FUND ACCOUNT</b>	<b>\$ 51,424.26</b>	<b>\$ 34,716.64</b>	<b>\$ 16,707.62</b>	<b>\$ -</b>
<b>SUBJECT TO WARRANT ISSUE:</b>				
99 Provision for Interest on Warrants	\$ -	\$ -	\$ -	\$ -
<b>GRAND TOTAL HIGHWAY FUND</b>	<b>\$ 51,424.26</b>	<b>\$ 34,716.64</b>	<b>\$ 16,707.62</b>	<b>\$ -</b>

<b>ESTIMATE OF NEEDS FOR THE FISCAL YEAR</b>	
<b>PURPOSE:</b>	
Current Expense	
Highway Funds are appropriated monthly. Funds cannot be encumbered until appropriations are made.	
The "Governmental Budget Accounts" for Fiscal Year 2017-2018, are presented for financial forecasting purposes only!	
<b>GRAND TOTAL - CO-OP FUND</b>	



EXHIBIT "E"

Schedule 1, Current Balance Sheet - June 30, 2017		Amount
<b>ASSETS:</b>		
Cash Balance June 30, 2017	\$	198,130.18
Investments	\$	-
<b>TOTAL ASSETS</b>	\$	198,130.18
<b>LIABILITIES AND RESERVES:</b>		
Warrants Outstanding	\$	1,382.06
Reserve for Interest on Warrants	\$	-
Reserves From Schedule 8	\$	41,966.76
<b>TOTAL LIABILITIES AND RESERVES</b>	\$	43,348.82
<b>CASH FUND BALANCE JUNE 30, 2017</b>	\$	154,781.36
<b>TOTAL LIABILITIES, RESERVES AND CASH FUND BALANCE</b>	\$	198,130.18

Schedule 2, Revenue and Requirements - 2017-2018		
	Detail	Total
<b>REVENUE:</b>		
Cash Balance June 30, 2016	\$ 58,953.63	
Cash Fund Balance Transferred From Prior Years	\$ 7,854.01	
Current Ad Valorem Tax Apportioned	\$ 158,097.71	
Miscellaneous Revenue Apportioned	\$ 153,066.80	
<b>TOTAL REVENUE</b>		\$ 377,972.15
<b>REQUIREMENTS:</b>		
Claims Paid by Warrants Issued	\$ 181,224.03	
Reserves From Schedule 8	\$ 41,966.76	
Interest Paid on Warrants	\$ -	
Reserve for Interest on Warrants	\$ -	
<b>TOTAL REQUIREMENTS</b>		\$ 223,190.79
<b>ADD: CASH FUND BALANCE AS PER BALANCE SHEET 6-30-2017</b>		\$ 154,781.36
<b>TOTAL REQUIREMENTS AND CASH FUND BALANCE</b>		\$ 377,972.15

Schedule 3, Cash Fund Balance Analysis - June 30, 2017		Amount
<b>ADDITIONS:</b>		
Miscellaneous Revenue Collected in Excess of Estimates-Net	\$	153,066.80
Warrants Estopped, Cancelled or Converted	\$	-
Fiscal Year 2016-2017 Lapsed Appropriations	\$	141,451.12
Fiscal Year 2015-2016 Lapsed Appropriations	\$	137.58
Ad Valorem Tax Collections in Excess of Estimate	\$	5,499.86
Prior Years Ad Valorem Tax	\$	7,716.43
<b>TOTAL ADDITIONS</b>	\$	307,871.79
<b>DEDUCTIONS:</b>		
Supplemental Appropriations	\$	153,090.43
Current Tax in Process of Collection	\$	-
<b>TOTAL DEDUCTIONS</b>	\$	153,090.43
<b>Cash Fund Balance as per Balance Sheet 6-30-2017</b>	\$	154,781.36
<b>Composition of Cash Fund Balance:</b>		
Cash	\$	154,781.36
<b>Cash Fund Balance as per Balance Sheet 6-30-2017</b>	\$	154,781.36



EXHIBIT "E"

2a

Schedule 4, Miscellaneous Revenue		
SOURCE	2016-2017 ACCOUNT	
	AMOUNT	ACTUALLY
	ESTIMATED	COLLECTED
<b>1000 CHARGES FOR SERVICES</b>		
1111 Clinical Services	\$ -	\$ -
1112 Laboratory Services	\$ -	\$ -
1113 Immunizations	\$ -	\$ -
1114 Dental Service Fees	\$ -	\$ -
1115 Child Guidance Services	\$ -	\$ -
1116 Early Test-Early Care	\$ -	\$ -
1117 Food Service Test and Certification	\$ -	\$ -
1118 Pool/Spa Certification	\$ -	\$ -
1119 Sewage and Perk Test	\$ -	\$ -
1120 Public Bathing Licenses	\$ -	\$ -
1121 Other Licenses	\$ -	\$ -
1122 Miscellaneous Health Fees	\$ -	\$ -
1123 Other -	\$ -	\$ -
1124 Other -	\$ -	\$ -
1125 Other -	\$ -	\$ -
<b>Total Charges For Services</b>	\$ -	\$ -
<b>INTERGOVERNMENTAL REVENUE</b>		
<b>2000 INTERGOVERNMENTAL REVENUE - LOCAL SOURCES:</b>		
2111 Mobile Home Tax	\$ -	\$ -
2112 Housing Authority Payments in Lieu of Tax Revenue	\$ -	\$ -
2113 Revaluation of Real Property Reimbursements	\$ -	\$ -
2114 Manufacturing Exempt Reimbursement	\$ -	\$ -
2115 Public Health Contributions	\$ -	\$ -
2116 Perinatal Health Program	\$ -	\$ -
2117 Community Care - HMO	\$ -	\$ -
2118 Other -	\$ -	\$ -
2124 Other -	\$ -	\$ -
<b>Total - Local Sources</b>	\$ -	\$ -
<b>3000 INTERGOVERNMENTAL REVENUES - STATE SOURCES:</b>		
3211 State Land Payments	\$ -	\$ -
3212 State Payments in Lieu of Tax Revenue	\$ -	\$ -
3213 Homestead Exemption Reimbursement	\$ -	\$ -
3214 Additional Homestead Exemption Reimbursement	\$ -	\$ -
3215 State Grants	\$ -	\$ -
3216 Oklahoma Dept. of Environmental Quality	\$ -	\$ -
3217 STD Program (State)	\$ -	\$ -
3218 Water Resources Board	\$ -	\$ -
3219 Oklahoma Conservation Commission	\$ -	\$ -
3220 Welfare Agency Sub-Total - OTC	\$ -	\$ -
3221 Early Intervention (State)	\$ -	\$ -
3222 Eldercare -	\$ -	\$ -
3223 Child Abuse Prevention	\$ -	\$ -
3224 Adolescent Health - State	\$ -	\$ -
3225 Tobacco Settlement	\$ -	\$ 152,933.88
3226 Other State Reimbursements	\$ -	\$ -
3227 Other -	\$ -	\$ -
3228 Other -	\$ -	\$ -
<b>Total - State Sources</b>	\$ -	\$ 152,933.88

Continued on page 2b

Thursday, September 07, 2017



## ESTIMATE OF NEEDS FOR 2017-2018

EXHIBIT "E"

2b

Schedule 4, Miscellaneous Revenue		
SOURCE	2016-2017 ACCOUNT	
	AMOUNT	ACTUALLY
	ESTIMATED	COLLECTED
Continued from page 2a		
<b>4000 INTERGOVERNMENTAL REVENUES - FEDERAL SOURCES:</b>		
4111 Federal Grants	\$ -	\$ -
4112 Federal Payments in Lieu of Tax Revenues	\$ -	\$ -
4113 Bureau of Land Management	\$ -	\$ -
4114 Adolescent Health - Federal	\$ -	\$ -
4115 Women Infants and Children	\$ -	\$ -
4116 Maternity Care (Medicaid)	\$ -	\$ -
4117 EPSDT (Medicaid)	\$ -	\$ -
4118 Family Planning (Medicaid)	\$ -	\$ -
4119 Early Intervention (Federal)	\$ -	\$ -
4120 Oklahoma Dept. of Environmental Quality (Federal)	\$ -	\$ -
4121 STD Program (Federal)	\$ -	\$ -
4122 Ryan-White Program	\$ -	\$ -
4123 Immunization Action Plan	\$ -	\$ -
4124 Direct Observed Therapy	\$ -	\$ -
4125 Summer Food Service	\$ -	\$ -
4126 Other -	\$ -	\$ -
4127 Other -	\$ -	\$ -
4128 Other -	\$ -	\$ 7
<b>Total Federal Sources</b>	\$ -	\$ -
<b>Grand Total Intergovernmental Revenues</b>	\$ -	\$ 152,933.88
<b>5000 MISCELLANEOUS REVENUE:</b>		
5111 Interest on Investments	\$ -	\$ 127.92
5112 Insurance Recoveries	\$ -	\$ -
5113 Insurance Reimbursements	\$ -	\$ -
5114 Copies	\$ -	\$ -
5115 Return Check Charges	\$ -	\$ -
5116 Utility Reimbursements	\$ -	\$ -
5117 Other Refunds and Reimbursements	\$ -	\$ -
5118 Resale Property Fund Distribution	\$ -	\$ -
5119 Sale of Property	\$ -	\$ -
5120 Sale of Equipment	\$ -	\$ -
5121 Vending Machine Commissions	\$ -	\$ -
5122 Other Concessions	\$ -	\$ -
5123 Public Records Fee	\$ -	\$ -
5124 Record Search Fee	\$ -	\$ -
5125 Car Seat Sales	\$ -	\$ -
5126 Health Fairs	\$ -	\$ -
5127 Salvage Sales	\$ -	\$ -
5128 Project Women	\$ -	\$ -
5129 Community Care - HMO	\$ -	\$ -
5130 Other -Misc	\$ -	\$ 5.00
5131 Other -	\$ -	\$ -
5132 Other -	\$ -	\$ -
<b>Total Miscellaneous Revenue</b>	\$ -	\$ 132.92
<b>6000 NON-REVENUE RECEIPTS:</b>		
6111 Contributions from Other Funds	\$ -	\$ -
<b>Grand Total Health Fund</b>	\$ -	\$ 153,066.80

ESTIMATE OF NEEDS FOR 2017-2018

2016-2017 ACCOUNT OVER (UNDER)	BASIS AND LIMIT OF ENSUING ESTIMATE	2017-2018 ACCOUNT		
		CHARGEABLE INCOME	ESTIMATED BY GOVERNING BOARD	APPROVED BY EXCISE BOARD
\$ -	90.00%	\$ -	\$ -	\$ -
\$ -	90.00%	\$ -	\$ -	\$ -
\$ -	90.00%	\$ -	\$ -	\$ -
\$ -	90.00%	\$ -	\$ -	\$ -
\$ -	90.00%	\$ -	\$ -	\$ -
\$ -	90.00%	\$ -	\$ -	\$ -
\$ -	90.00%	\$ -	\$ -	\$ -
\$ -	90.00%	\$ -	\$ -	\$ -
\$ -	90.00%	\$ -	\$ -	\$ -
\$ -	90.00%	\$ -	\$ -	\$ -
\$ -	90.00%	\$ -	\$ -	\$ -
\$ -	90.00%	\$ -	\$ -	\$ -
\$ -	90.00%	\$ -	\$ -	\$ -
\$ -	90.00%	\$ -	\$ -	\$ -
\$ -	90.00%	\$ -	\$ -	\$ -
\$ -	90.00%	\$ -	\$ -	\$ -
\$ -	90.00%	\$ -	\$ -	\$ -
\$ -	90.00%	\$ -	\$ -	\$ -
\$ -	90.00%	\$ -	\$ -	\$ -
\$ -	90.00%	\$ -	\$ -	\$ -
\$ -	90.00%	\$ -	\$ -	\$ -
\$ -	90.00%	\$ -	\$ -	\$ -
\$ -	90.00%	\$ -	\$ -	\$ -
\$ 152,933.88		\$ -	\$ -	\$ -
\$ -		\$ -	\$ -	\$ -
\$ 127.92	0.00%	\$ -	\$ -	\$ -
\$ -	90.00%	\$ -	\$ -	\$ -
\$ -	90.00%	\$ -	\$ -	\$ -
\$ -	90.00%	\$ -	\$ -	\$ -
\$ -	90.00%	\$ -	\$ -	\$ -
\$ -	90.00%	\$ -	\$ -	\$ -
\$ -	90.00%	\$ -	\$ -	\$ -
\$ -	90.00%	\$ -	\$ -	\$ -
\$ -	90.00%	\$ -	\$ -	\$ -
\$ -	90.00%	\$ -	\$ -	\$ -
\$ -	90.00%	\$ -	\$ -	\$ -
\$ -	90.00%	\$ -	\$ -	\$ -
\$ -	90.00%	\$ -	\$ -	\$ -
\$ -	90.00%	\$ -	\$ -	\$ -
\$ -	90.00%	\$ -	\$ -	\$ -
\$ -	90.00%	\$ -	\$ -	\$ -
\$ -	90.00%	\$ -	\$ -	\$ -
\$ -	90.00%	\$ -	\$ -	\$ -
\$ -	90.00%	\$ -	\$ -	\$ -
\$ -	90.00%	\$ -	\$ -	\$ -
\$ -	90.00%	\$ -	\$ -	\$ -
\$ -	90.00%	\$ -	\$ -	\$ -
\$ -	90.00%	\$ -	\$ -	\$ -
\$ -	90.00%	\$ -	\$ -	\$ -
\$ -	90.00%	\$ -	\$ -	\$ -
\$ -	90.00%	\$ -	\$ -	\$ -
\$ -	90.00%	\$ -	\$ -	\$ -
\$ -	90.00%	\$ -	\$ -	\$ -
\$ -	90.00%	\$ -	\$ -	\$ -
\$ 5.00	0.00%	\$ -	\$ -	\$ -
\$ -	90.00%	\$ -	\$ -	\$ -
\$ -	90.00%	\$ -	\$ -	\$ -
\$ 132.92		\$ -	\$ -	\$ -
\$ -	90.00%	\$ -	\$ -	\$ -
\$ -		\$ -	\$ -	\$ -
\$ 153,066.80		\$ -	\$ -	\$ -

EXHIBIT "E"

Schedule 5, Expenditures Health Fund Cash Accounts of Current and All Prior Years	
CURRENT AND ALL PRIOR YEARS	2016-2017
Cash Balance Reported to Excise Board 6-30-2016	\$ -
Cash Fund Balance Transferred Out	\$ -
Cash Fund Balance Transferred In	\$ 58,953.63
Adjusted Cash Balance	\$ 58,953.63
Ad Valorem Tax Apportioned To Year In Caption	\$ 158,097.71
Miscellaneous Revenue (Schedule 4)	\$ 153,066.80
Cash Fund Balance Forward From Preceding Year	\$ 7,854.01
Prior Expenditures Recovered	\$ -
<b>TOTAL RECEIPTS</b>	<b>\$ 319,018.52</b>
<b>TOTAL RECEIPTS AND BALANCE</b>	<b>\$ 377,972.15</b>
Warrants of Year in Caption	\$ 179,841.97
Interest Paid Thereon	\$ -
<b>TOTAL DISBURSEMENTS</b>	<b>\$ 179,841.97</b>
<b>CASH BALANCE JUNE 30, 2017</b>	<b>\$ 198,130.18</b>
Reserve for Warrants Outstanding	\$ 1,382.06
Reserve for Interest on Warrants	\$ -
Reserves From Schedule 8	\$ 41,966.76
<b>TOTAL LIABILITIES AND RESERVE</b>	<b>\$ 43,348.82</b>
DEFICIT: (Red Figure)	\$ -
<b>CASH BALANCE FORWARD TO SUCCEEDING YEAR</b>	<b>\$ 154,781.36</b>

Schedule 6, Health Fund Warrant Account of Current and All Prior Years	
CURRENT AND ALL PRIOR YEARS	TOTAL
Warrants Outstanding 6-30-2016 of Year in Caption	\$ 5,791.07
Warrants Registered During Year	\$ 220,421.63
<b>TOTAL</b>	<b>\$ 226,212.70</b>
Warrants Paid During Year	\$ 224,830.64
Warrants Converted to Bonds or Judgements	\$ -
Warrants Cancelled	\$ -
Warrants Estopped by Statute	\$ -
<b>TOTAL WARRANTS RETIRED</b>	<b>\$ 224,830.64</b>
<b>BALANCE WARRANTS OUTSTANDING JUNE 30, 2017</b>	<b>\$ 1,382.06</b>

Schedule 7, 2016 Ad Valorem Tax Account			
2016 Net Valuation Certified To County Excise Board	\$	2.580 Mills	Amount
Total Proceeds of Levy as Certified			\$ 167,857.63
Additions:			\$ -
Deductions:			\$ -
Gross Balance Tax			\$ 167,857.63
Less Reserve for Delinquent Tax			\$ 15,259.78
Reserve for Protest Pending			\$ -
Balance Available Tax			\$ 152,597.85
Deduct 2016 Tax Apportioned			\$ 158,097.71
Net Balance 2016 Tax in Process of Collection or			\$ -
Excess Collections			\$ 5,499.86

Schedule 5, (Continued)						
2015-2016	2014-2015	2013-2014	2012-2013	2011-2012	2010-2011	TOTAL
\$ 104,079.88	\$ -	\$ -	\$ -	\$ -	\$ -	\$ 104,079.88
\$ 58,953.63	\$ -	\$ -	\$ -	\$ -	\$ -	\$ 58,953.63
\$ -	\$ -	\$ -	\$ -	\$ -	\$ -	\$ 58,953.63
\$ 45,126.25	\$ -	\$ -	\$ -	\$ -	\$ -	\$ 104,079.88
\$ 7,716.43	\$ -	\$ -	\$ -	\$ -	\$ -	\$ 165,814.14
\$ -	\$ -	\$ -	\$ -	\$ -	\$ -	\$ 153,066.80
\$ -	\$ -	\$ -	\$ -	\$ -	\$ -	\$ 7,854.01
\$ -	\$ -	\$ -	\$ -	\$ -	\$ -	\$ -
\$ 7,716.43	\$ -	\$ -	\$ -	\$ -	\$ -	\$ 326,734.95
\$ 52,842.68	\$ -	\$ -	\$ -	\$ -	\$ -	\$ 430,814.83
\$ 44,988.67	\$ -	\$ -	\$ -	\$ -	\$ -	\$ 224,830.64
\$ -	\$ -	\$ -	\$ -	\$ -	\$ -	\$ -
\$ 44,988.67	\$ -	\$ -	\$ -	\$ -	\$ -	\$ 224,830.64
\$ 7,854.01	\$ -	\$ -	\$ -	\$ -	\$ -	\$ 205,984.19
\$ -	\$ -	\$ -	\$ -	\$ -	\$ -	\$ 1,382.06
\$ -	\$ -	\$ -	\$ -	\$ -	\$ -	\$ -
\$ -	\$ -	\$ -	\$ -	\$ -	\$ -	\$ 41,966.76
\$ -	\$ -	\$ -	\$ -	\$ -	\$ -	\$ 43,348.82
\$ -	\$ -	\$ -	\$ -	\$ -	\$ -	\$ -
\$ 7,854.01	\$ -	\$ -	\$ -	\$ -	\$ -	\$ 162,635.37

Schedule 6, (Continued)						
2016-2017	2015-2016	2014-2015	2013-2014	2012-2013	2011-2012	2010-2011
\$ -	\$ 5,791.07	\$ -	\$ -	\$ -	\$ -	\$ -
\$ 181,224.03	\$ 39,197.60	\$ -	\$ -	\$ -	\$ -	\$ -
\$ 181,224.03	\$ 44,988.67	\$ -	\$ -	\$ -	\$ -	\$ -
\$ 179,841.97	\$ 44,988.67	\$ -	\$ -	\$ -	\$ -	\$ -
\$ -	\$ -	\$ -	\$ -	\$ -	\$ -	\$ -
\$ -	\$ -	\$ -	\$ -	\$ -	\$ -	\$ -
\$ -	\$ -	\$ -	\$ -	\$ -	\$ -	\$ -
\$ 179,841.97	\$ 44,988.67	\$ -	\$ -	\$ -	\$ -	\$ -
\$ 1,382.06	\$ -	\$ -	\$ -	\$ -	\$ -	\$ -

Schedule 9, Health Fund Investments						
INVESTED IN	Investments on Hand June 30, 2016	Since Purchased	LIQUIDATIONS		Barred by Court Order	Investments on Hand June 30, 2017
			By Collections of Cost	Amortized Premium		
	\$ -	\$ -	\$ -	\$ -	\$ -	\$ -
	\$ -	\$ -	\$ -	\$ -	\$ -	\$ -
	\$ -	\$ -	\$ -	\$ -	\$ -	\$ -
	\$ -	\$ -	\$ -	\$ -	\$ -	\$ -
	\$ -	\$ -	\$ -	\$ -	\$ -	\$ -
	\$ -	\$ -	\$ -	\$ -	\$ -	\$ -
	\$ -	\$ -	\$ -	\$ -	\$ -	\$ -
	\$ -	\$ -	\$ -	\$ -	\$ -	\$ -
	\$ -	\$ -	\$ -	\$ -	\$ -	\$ -
	\$ -	\$ -	\$ -	\$ -	\$ -	\$ -
	\$ -	\$ -	\$ -	\$ -	\$ -	\$ -
	\$ -	\$ -	\$ -	\$ -	\$ -	\$ -
	\$ -	\$ -	\$ -	\$ -	\$ -	\$ -
	\$ -	\$ -	\$ -	\$ -	\$ -	\$ -
<b>TOTAL INVESTMENTS</b>	\$ -	\$ -	\$ -	\$ -	\$ -	\$ -

## EXHIBIT "E"

Schedule 8(a), Report Of Prior Year's Expenditures				
DEPARTMENTS OF GOVERNMENT APPROPRIATED ACCOUNTS	FISCAL YEAR ENDING JUNE 30, 2016			ORIGINAL
	RESERVES 6-30-2016	WARRANTS SINCE ISSUED	BALANCE LAPSED APPROPRIATIONS	APPROPRIATIONS
<b>92 COUNTY HEALTH BUDGET ACCOUNT:</b>				
92a Personal Services	\$ 36,766.63	\$ 36,666.64	\$ 99.99	\$ 110,000.00
92b Part Time Help	\$ -	\$ -	\$ -	\$ -
92c Travel	\$ 98.00	\$ 98.00	\$ -	\$ 12,000.00
92d Maintenance and Operation	\$ 2,470.55	\$ 2,432.96	\$ 37.59	\$ 84,551.48
92e Capital Outlay	\$ -	\$ -	\$ -	\$ 5,000.00
92f Intergovernmental	\$ -	\$ -	\$ -	\$ -
92g Other -	\$ -	\$ -	\$ -	\$ -
92h Other -	\$ -	\$ -	\$ -	\$ -
92j Other -	\$ -	\$ -	\$ -	\$ -
<b>92 Total</b>	<b>\$ 39,335.18</b>	<b>\$ 39,197.60</b>	<b>\$ 137.58</b>	<b>\$ 211,551.48</b>
<b>93</b>				
93a Personal Services	\$ -	\$ -	\$ -	\$ -
93b Part Time Help	\$ -	\$ -	\$ -	\$ -
93c Travel	\$ -	\$ -	\$ -	\$ -
93d Maintenance and Operation	\$ -	\$ -	\$ -	\$ -
93e Capital Outlay	\$ -	\$ -	\$ -	\$ -
93f Intergovernmental	\$ -	\$ -	\$ -	\$ -
93g Other -	\$ -	\$ -	\$ -	\$ -
93h Other -	\$ -	\$ -	\$ -	\$ -
<b>93 Total</b>	<b>\$ -</b>	<b>\$ -</b>	<b>\$ -</b>	<b>\$ -</b>
<b>94</b>				
94a Personal Services	\$ -	\$ -	\$ -	\$ -
94b Part Time Help	\$ -	\$ -	\$ -	\$ -
94c Travel	\$ -	\$ -	\$ -	\$ -
94d Maintenance and Operation	\$ -	\$ -	\$ -	\$ -
94e Capital Outlay	\$ -	\$ -	\$ -	\$ -
94f Intergovernmental	\$ -	\$ -	\$ -	\$ -
94g Other -	\$ -	\$ -	\$ -	\$ -
94h Other -	\$ -	\$ -	\$ -	\$ -
<b>94 Total</b>	<b>\$ -</b>	<b>\$ -</b>	<b>\$ -</b>	<b>\$ -</b>
<b>98 OTHER USES:</b>				
98a Other Deductions	\$ -	\$ -	\$ -	\$ -
<b>98 Total</b>	<b>\$ -</b>	<b>\$ -</b>	<b>\$ -</b>	<b>\$ -</b>
<b>TOTAL GENERAL FUND ACCOUNT</b>	<b>\$ 39,335.18</b>	<b>\$ 39,197.60</b>	<b>\$ 137.58</b>	<b>\$ 211,551.48</b>
<b>SUBJECT TO WARRANT ISSUE:</b>				
99 Provision for Interest on Warrants	\$ -	\$ -	\$ -	\$ -
<b>GRAND TOTAL GENERAL FUND</b>	<b>\$ 39,335.18</b>	<b>\$ 39,197.60</b>	<b>\$ 137.58</b>	<b>\$ 211,551.48</b>

Thursday, September 07, 2017

ESTIMATE OF NEEDS FOR THE FISCAL YEAR
PURPOSE:
Current Expense
Pro rata share of County Assessor's Budget as determined by County Excise Board
<b>GRAND TOTAL - General Fund</b>

FISCAL YEAR ENDING JUNE 30, 2017						Governmental Budget Accounts	
FISCAL YEAR ENDING JUNE 30, 2017						FISCAL YEAR 2017-2018	
SUPPLEMENTAL ADJUSTMENTS		NET AMOUNT OF APPROPRIATIONS	WARRANTS ISSUED	RESERVES	LAPSED BALANCE KNOWN TO BE UNENCUMBERED	NEEDS AS ESTIMATED BY GOVERNING BOARD	APPROVED BY COUNTY EXCISE BOARD
ADDED	CANCELLED						
\$ -	\$ -	\$ 110,000.00	\$ 110,000.00	\$ -	\$ -	\$ 154,000.00	\$ 154,000.00
\$ -	\$ -	\$ -	\$ -	\$ -	\$ -	\$ -	\$ -
\$ 5,000.00	\$ -	\$ 17,000.00	\$ 10,864.90	\$ 991.00	\$ 5,144.10	\$ 20,000.00	\$ 20,000.00
\$ 144,590.43	\$ -	\$ 229,141.91	\$ 60,359.13	\$ 33,275.76	\$ 135,507.02	\$ 128,260.59	\$ 128,260.59
\$ 3,500.00	\$ -	\$ 8,500.00	\$ -	\$ 7,700.00	\$ 800.00	\$ 10,000.00	\$ 10,000.00
\$ -	\$ -	\$ -	\$ -	\$ -	\$ -	\$ -	\$ -
\$ -	\$ -	\$ -	\$ -	\$ -	\$ -	\$ -	\$ -
\$ -	\$ -	\$ -	\$ -	\$ -	\$ -	\$ -	\$ -
\$ -	\$ -	\$ -	\$ -	\$ -	\$ -	\$ -	\$ -
\$ 153,090.43	\$ -	\$ 364,641.91	\$ 181,224.03	\$ 41,966.76	\$ 141,451.12	\$ 312,260.59	\$ 312,260.59
\$ -	\$ -	\$ -	\$ -	\$ -	\$ -	\$ -	\$ -
\$ -	\$ -	\$ -	\$ -	\$ -	\$ -	\$ -	\$ -
\$ -	\$ -	\$ -	\$ -	\$ -	\$ -	\$ -	\$ -
\$ -	\$ -	\$ -	\$ -	\$ -	\$ -	\$ -	\$ -
\$ -	\$ -	\$ -	\$ -	\$ -	\$ -	\$ -	\$ -
\$ -	\$ -	\$ -	\$ -	\$ -	\$ -	\$ -	\$ -
\$ -	\$ -	\$ -	\$ -	\$ -	\$ -	\$ -	\$ -
\$ -	\$ -	\$ -	\$ -	\$ -	\$ -	\$ -	\$ -
\$ -	\$ -	\$ -	\$ -	\$ -	\$ -	\$ -	\$ -
\$ -	\$ -	\$ -	\$ -	\$ -	\$ -	\$ -	\$ -
\$ -	\$ -	\$ -	\$ -	\$ -	\$ -	\$ -	\$ -
\$ -	\$ -	\$ -	\$ -	\$ -	\$ -	\$ -	\$ -
\$ -	\$ -	\$ -	\$ -	\$ -	\$ -	\$ -	\$ -
\$ -	\$ -	\$ -	\$ -	\$ -	\$ -	\$ -	\$ -
\$ -	\$ -	\$ -	\$ -	\$ -	\$ -	\$ -	\$ -
\$ -	\$ -	\$ -	\$ -	\$ -	\$ -	\$ -	\$ -
\$ -	\$ -	\$ -	\$ -	\$ -	\$ -	\$ -	\$ -
\$ -	\$ -	\$ -	\$ -	\$ -	\$ -	\$ -	\$ -
\$ -	\$ -	\$ -	\$ -	\$ -	\$ -	\$ -	\$ -
\$ -	\$ -	\$ -	\$ -	\$ -	\$ -	\$ -	\$ -
\$ 153,090.43	\$ -	\$ 364,641.91	\$ 181,224.03	\$ 41,966.76	\$ 141,451.12	\$ 312,260.59	\$ 312,260.59
\$ -	\$ -	\$ -	\$ -	\$ -	\$ -	\$ -	\$ -
\$ 153,090.43	\$ -	\$ 364,641.91	\$ 181,224.03	\$ 41,966.76	\$ 141,451.12	\$ 312,260.59	\$ 312,260.59

Thursday, September 07, 2017

	Estimate of Needs by Governing Board	Approved by County Excise Board
	\$ 312,260.59	\$ 312,260.59
	\$ -	\$ -
	\$ 312,260.59	\$ 312,260.59



Schedule 1, Current Balance Sheet - June 30, 2017		Amount
<b>ASSETS:</b>		
Cash Balance June 30, 2017		\$ 1,387.11
Investments		\$ -
<b>TOTAL ASSETS</b>		\$ 1,387.11
<b>LIABILITIES AND RESERVES:</b>		
Warrants Outstanding		\$ -
Reserve for Interest on Warrants		\$ -
Reserves From Schedule 8		\$ -
<b>TOTAL LIABILITIES AND RESERVES</b>		\$ -
<b>CASH FUND BALANCE JUNE 30, 2017</b>		\$ 1,387.11
<b>TOTAL LIABILITIES, RESERVES AND CASH FUND BALANCE</b>		\$ 1,387.11

Schedule 2, Revenue and Requirements - 2017-2018		
	Detail	Total
<b>REVENUE:</b>		
Cash Balance June 30, 2016	\$ -	
Cash Fund Balance Transferred From Prior Years	\$ 9,246.83	
Current Ad Valorem Tax Apportioned	\$ 189,349.55	
Miscellaneous Revenue Apportioned	\$ 14.17	
<b>TOTAL REVENUE</b>		\$ 198,610.55
<b>REQUIREMENTS:</b>		
Claims Paid by Warrants Issued	\$ 197,223.44	
Reserves From Schedule 8	\$ -	
Interest Paid on Warrants	\$ -	
Reserve for Interest on Warrants	\$ -	
<b>TOTAL REQUIREMENTS</b>		\$ 197,223.44
<b>ADD: CASH FUND BALANCE AS PER BALANCE SHEET 6-30-2017</b>		\$ 1,387.11
<b>TOTAL REQUIREMENTS AND CASH FUND BALANCE</b>		\$ 198,610.55

Schedule 3, Cash Fund Balance Analysis - June 30, 2017		Amount
<b>ADDITIONS:</b>		
Miscellaneous Revenue Collected in Excess of Estimates-Net		\$ 14.17
Warrants Estopped, Cancelled or Converted		\$ -
Fiscal Year 2016-2017 Lapsed Appropriations		\$ -
Fiscal Year 2015-2016 Lapsed Appropriations		\$ -
Ad Valorem Tax Collections in Excess of Estimate		\$ 6,587.02
Prior Years Ad Valorem Tax		\$ 9,246.83
<b>TOTAL ADDITIONS</b>		\$ 15,848.02
<b>DEDUCTIONS:</b>		
Supplemental Appropriations		\$ 14,460.91
Current Tax in Process of Collection		\$ -
<b>TOTAL DEDUCTIONS</b>		\$ 14,460.91
Cash Fund Balance as per Balance Sheet 6-30-2017		\$ 1,387.11
<b>Composition of Cash Fund Balance:</b>		
Cash		\$ 1,387.11
Cash Fund Balance as per Balance Sheet 6-30-2017		\$ 1,387.11

## ESTIMATE OF NEEDS FOR 2017-2018

EXHIBIT "F"

2

Schedule 4, Miscellaneous Revenue		
SOURCE	2016-2017 ACCOUNT	
	AMOUNT	ACTUALLY
	ESTIMATED	COLLECTED
<b>1000 CHARGES FOR SERVICES</b>		
1111 Service Fees	\$ -	\$ -
1112 Service Fees	\$ -	\$ -
1113 Training Fees	\$ -	\$ -
1114 Other -	\$ -	\$ -
<b>Total Charges For Services</b>	\$ -	\$ -
<b>INTERGOVERNMENTAL REVENUES</b>		
<b>2000 INTERGOVERNMENTAL REVENUES - LOCAL SOURCES:</b>		
2111 Local Contributions	\$ -	\$ -
2112 Local Governmental Reimbursements	\$ -	\$ -
2113 Local Payments in Lieu of Tax Revenue	\$ -	\$ -
2114 Other -	\$ -	\$ -
<b>Total - Local Sources</b>	\$ -	\$ -
<b>3000 INTERGOVERNMENTAL REVENUES - STATE SOURCES:</b>		
3111 County Sales Tax - OTC	\$ -	\$ -
3112 Other - OTC	\$ -	\$ -
<b>Sub-Total - OTC</b>	\$ -	\$ -
3211 State Grants	\$ -	\$ -
3212 State Payments in Lieu of Tax Revenue	\$ -	\$ -
3213 Homestead Exemption Reimbursement	\$ -	\$ -
3214 Additional Homestead Exemption Reimbursement	\$ -	\$ -
3215 Other -	\$ -	\$ -
3216 Other -	\$ -	\$ -
<b>Total State Sources</b>	\$ -	\$ -
<b>4000 INTERGOVERNMENTAL REVENUES FEDERAL SOURCES:</b>		
4111 Federal Grants	\$ -	\$ -
4112 Reimbursement - Federal	\$ -	\$ -
4113 Federal Payments in Lieu of Tax Revenues	\$ -	\$ -
4114 Other -	\$ -	\$ -
<b>Total Federal Sources</b>	\$ -	\$ -
<b>Grand Total Intergovernmental Revenues</b>	\$ -	\$ -
<b>5000 MISCELLANEOUS REVENUE:</b>		
5111 Interest on Investments	\$ -	\$ 14.17
5112 Rental or Lease of Property	\$ -	\$ -
5113 Sale of Property	\$ -	\$ -
5114 Subscription Sales (Memberships)	\$ -	\$ -
5115 Insurance Recoveries	\$ -	\$ -
5116 Insurance Reimbursements	\$ -	\$ -
5117 Return Check Charges	\$ -	\$ -
5118 Utility Reimbursements	\$ -	\$ -
5119 Vending Machine Commissions	\$ -	\$ -
5120 Other Concessions	\$ -	\$ -
5121 Other -	\$ -	\$ -
5122 Other -	\$ -	\$ -
<b>Total Miscellaneous Revenue</b>	\$ -	\$ 14.17
<b>6000 NON-REVENUE RECEIPTS:</b>		
6111 Contributions from Other Funds	\$ -	\$ -
<b>Grand Total Emergency Medical Service Fund</b>	\$ -	\$ 14.17

2016-2017 ACCOUNT OVER (UNDER)	BASIS AND LIMIT OF ENSUING ESTIMATE	2017-2018 ACCOUNT		
		CHARGEABLE	ESTIMATED BY	APPROVED BY
		INCOME	GOVERNING BOARD	EXCISE BOARD
\$ -	90.00%	\$ -	\$ -	\$ -
\$ -	90.00%	\$ -	\$ -	\$ -
\$ -	90.00%	\$ -	\$ -	\$ -
\$ -	90.00%	\$ -	\$ -	\$ -
\$ -		\$ -	\$ -	\$ -
\$ -	90.00%	\$ -	\$ -	\$ -
\$ -	90.00%	\$ -	\$ -	\$ -
\$ -	90.00%	\$ -	\$ -	\$ -
\$ -	90.00%	\$ -	\$ -	\$ -
\$ -		\$ -	\$ -	\$ -
\$ -	90.00%	\$ -	\$ -	\$ -
\$ -	90.00%	\$ -	\$ -	\$ -
\$ -	90.00%	\$ -	\$ -	\$ -
\$ -	90.00%	\$ -	\$ -	\$ -
\$ -	90.00%	\$ -	\$ -	\$ -
\$ -	90.00%	\$ -	\$ -	\$ -
\$ -		\$ -	\$ -	\$ -
\$ -	90.00%	\$ -	\$ -	\$ -
\$ -	90.00%	\$ -	\$ -	\$ -
\$ -	90.00%	\$ -	\$ -	\$ -
\$ -	90.00%	\$ -	\$ -	\$ -
\$ -	90.00%	\$ -	\$ -	\$ -
\$ -	90.00%	\$ -	\$ -	\$ -
\$ -		\$ -	\$ -	\$ -
\$ -	90.00%	\$ -	\$ -	\$ -
\$ -	90.00%	\$ -	\$ -	\$ -
\$ -	90.00%	\$ -	\$ -	\$ -
\$ -	90.00%	\$ -	\$ -	\$ -
\$ -	90.00%	\$ -	\$ -	\$ -
\$ -	90.00%	\$ -	\$ -	\$ -
\$ -	90.00%	\$ -	\$ -	\$ -
\$ -	90.00%	\$ -	\$ -	\$ -
\$ 14.17	0.00%	\$ -	\$ -	\$ -
\$ -	90.00%	\$ -	\$ -	\$ -
\$ -	90.00%	\$ -	\$ -	\$ -
\$ -	90.00%	\$ -	\$ -	\$ -
\$ -	90.00%	\$ -	\$ -	\$ -
\$ -	90.00%	\$ -	\$ -	\$ -
\$ -	90.00%	\$ -	\$ -	\$ -
\$ -	90.00%	\$ -	\$ -	\$ -
\$ -	90.00%	\$ -	\$ -	\$ -
\$ -	90.00%	\$ -	\$ -	\$ -
\$ -	90.00%	\$ -	\$ -	\$ -
\$ 14.17		\$ -	\$ -	\$ -
\$ -	90.00%	\$ -	\$ -	\$ -
\$ 14.17		\$ -	\$ -	\$ -

## ESTIMATE OF NEEDS FOR 2017-2018

EXHIBIT "F"

3

Schedule 5, Expenditures Emergency Medical Service Fund Cash Accounts of Current and All Prior Years	
CURRENT AND ALL PRIOR YEARS	2016-2017
Cash Balance Reported to Excise Board 6-30-2016	\$ -
Cash Fund Balance Transferred Out	\$ -
Cash Fund Balance Transferred In	\$ -
Adjusted Cash Balance	\$ -
Ad Valorem Tax Apportioned To Year In Caption	\$ 189,349.55
Miscellaneous Revenue (Schedule 4)	\$ 14.17
Cash Fund Balance Forward From Preceding Year	\$ 9,246.83
Prior Expenditures Recovered	\$ -
<b>TOTAL RECEIPTS</b>	<b>\$ 198,610.55</b>
<b>TOTAL RECEIPTS AND BALANCE</b>	<b>\$ 198,610.55</b>
Warrants of Year in Caption	\$ 197,223.44
Interest Paid Thereon	\$ -
<b>TOTAL DISBURSEMENTS</b>	<b>\$ 197,223.44</b>
<b>CASH BALANCE JUNE 30, 2017</b>	<b>\$ 1,387.11</b>
Reserve for Warrants Outstanding	\$ -
Reserve for Interest on Warrants	\$ -
Reserves From Schedule 8	\$ -
<b>TOTAL LIABILITES AND RESERVE</b>	<b>\$ -</b>
DEFICIT: (Red Figure)	\$ -
<b>CASH BALANCE FORWARD TO SUCCEEDING YEAR</b>	<b>\$ 1,387.11</b>

Schedule 6, General Fund Warrant Account of Current and All Prior Years	
CURRENT AND ALL PRIOR YEARS	TOTAL
Warrants Outstanding 6-30-2016 of Year in Caption	\$ -
Warrants Registered During Year	\$ 198,596.63
<b>TOTAL</b>	<b>\$ 198,596.63</b>
Warrants Paid During Year	\$ 198,596.63
Warrants Converted to Bonds or Judgements	\$ -
Warrants Cancelled	\$ -
Warrants Estopped by Statute	\$ -
<b>TOTAL WARRANTS RETIRED</b>	<b>\$ 198,596.63</b>
<b>BALANCE WARRANTS OUTSTANDING JUNE 30, 2017</b>	<b>\$ -</b>

Schedule 7, 2016 Ad Valorem Tax Account				
2016 Net Valuation Certified To County Excise Board	\$	65,061,095.00	3.090 Mills	Amount
Total Proceeds of Levy as Certified	\$			201,038.78
Additions:	\$			-
Deductions:	\$			-
Gross Balance Tax	\$			201,038.78
Less Reserve for Delinquent Tax	\$			18,276.25
Reserve for Protest Pending	\$			-
Balance Available Tax	\$			182,762.53
Deduct 2016 Tax Apportioned	\$			189,349.55
Net Balance 2016 Tax in Process of Collection or	\$			-
Excess Collections	\$			6,587.02

Schedule 5, (Continued)						
2015-2016	2014-2015	2013-2014	2012-2013	2011-2012	2010-2011	TOTAL
\$ 1,373.19	\$ -	\$ -	\$ -	\$ -	\$ -	\$ 1,373.19
\$ -	\$ -	\$ -	\$ -	\$ -	\$ -	\$ -
\$ -	\$ -	\$ -	\$ -	\$ -	\$ -	\$ -
\$ 1,373.19	\$ -	\$ -	\$ -	\$ -	\$ -	\$ 1,373.19
\$ 9,246.83	\$ -	\$ -	\$ -	\$ -	\$ -	\$ 198,596.38
\$ -	\$ -	\$ -	\$ -	\$ -	\$ -	\$ 14.17
\$ -	\$ -	\$ -	\$ -	\$ -	\$ -	\$ 9,246.83
\$ -	\$ -	\$ -	\$ -	\$ -	\$ -	\$ -
\$ 9,246.83	\$ -	\$ -	\$ -	\$ -	\$ -	\$ 207,857.38
\$ 10,620.02	\$ -	\$ -	\$ -	\$ -	\$ -	\$ 209,230.57
\$ 1,373.19	\$ -	\$ -	\$ -	\$ -	\$ -	\$ 198,596.63
\$ -	\$ -	\$ -	\$ -	\$ -	\$ -	\$ -
\$ 1,373.19	\$ -	\$ -	\$ -	\$ -	\$ -	\$ 198,596.63
\$ 9,246.83	\$ -	\$ -	\$ -	\$ -	\$ -	\$ 10,633.94
\$ -	\$ -	\$ -	\$ -	\$ -	\$ -	\$ -
\$ -	\$ -	\$ -	\$ -	\$ -	\$ -	\$ -
\$ -	\$ -	\$ -	\$ -	\$ -	\$ -	\$ -
\$ -	\$ -	\$ -	\$ -	\$ -	\$ -	\$ -
\$ -	\$ -	\$ -	\$ -	\$ -	\$ -	\$ -
\$ 9,246.83	\$ -	\$ -	\$ -	\$ -	\$ -	\$ 10,633.94

Schedule 6, (Continued)						
2016-2017	2015-2016	2014-2015	2013-2014	2012-2013	2011-2012	2010-2011
\$ -	\$ -	\$ -	\$ -	\$ -	\$ -	\$ -
\$ 197,223.44	\$ 1,373.19	\$ -	\$ -	\$ -	\$ -	\$ -
\$ 197,223.44	\$ 1,373.19	\$ -	\$ -	\$ -	\$ -	\$ -
\$ 197,223.44	\$ 1,373.19	\$ -	\$ -	\$ -	\$ -	\$ -
\$ -	\$ -	\$ -	\$ -	\$ -	\$ -	\$ -
\$ -	\$ -	\$ -	\$ -	\$ -	\$ -	\$ -
\$ -	\$ -	\$ -	\$ -	\$ -	\$ -	\$ -
\$ 197,223.44	\$ 1,373.19	\$ -	\$ -	\$ -	\$ -	\$ -
\$ -	\$ -	\$ -	\$ -	\$ -	\$ -	\$ -

Schedule 9, Emergency Medical Service Fund Investments						
INVESTED IN	Investments on Hand June 30, 2016	Since Purchased	LIQUIDATIONS		Barred by Court Order	Investments on Hand June 30, 2017
			By Collections of Cost	Amortized Premium		
	\$ -	\$ -	\$ -	\$ -	\$ -	\$ -
	\$ -	\$ -	\$ -	\$ -	\$ -	\$ -
	\$ -	\$ -	\$ -	\$ -	\$ -	\$ -
	\$ -	\$ -	\$ -	\$ -	\$ -	\$ -
	\$ -	\$ -	\$ -	\$ -	\$ -	\$ -
	\$ -	\$ -	\$ -	\$ -	\$ -	\$ -
	\$ -	\$ -	\$ -	\$ -	\$ -	\$ -
	\$ -	\$ -	\$ -	\$ -	\$ -	\$ -
	\$ -	\$ -	\$ -	\$ -	\$ -	\$ -
	\$ -	\$ -	\$ -	\$ -	\$ -	\$ -
	\$ -	\$ -	\$ -	\$ -	\$ -	\$ -
	\$ -	\$ -	\$ -	\$ -	\$ -	\$ -
	\$ -	\$ -	\$ -	\$ -	\$ -	\$ -
<b>TOTAL INVESTMENTS</b>	\$ -	\$ -	\$ -	\$ -	\$ -	\$ -

EXHIBIT "F"

4

Schedule 8(a), Report Of Prior Year's Expenditures				
DEPARTMENTS OF GOVERNMENT APPROPRIATED ACCOUNTS	FISCAL YEAR ENDING JUNE 30, 2016			ORIGINAL APPROPRIATIONS
	RESERVES 6-30-2016	WARRANTS SINCE ISSUED	BALANCE LAPSED APPROPRIATIONS	
<b>92 EMERGENCY MEDICAL SERVICE BUDGET ACCOUNT:</b>				
92a Personal Services	\$ -	\$ -	\$ -	\$ -
92b Part Time Help	\$ -	\$ -	\$ -	\$ -
92c Travel	\$ -	\$ -	\$ -	\$ -
92d Maintenance and Operation	\$ 1,373.19	\$ 1,373.19	\$ -	\$ 182,762.53
92e Capital Outlay	\$ -	\$ -	\$ -	\$ -
92f Intergovernmental	\$ -	\$ -	\$ -	\$ -
92g Other -	\$ -	\$ -	\$ -	\$ -
<b>92 Total</b>	<b>\$ 1,373.19</b>	<b>\$ 1,373.19</b>	<b>\$ -</b>	<b>\$ 182,762.53</b>
<b>93</b>				
93a Personal Services	\$ -	\$ -	\$ -	\$ -
93b Part Time Help	\$ -	\$ -	\$ -	\$ -
93c Travel	\$ -	\$ -	\$ -	\$ -
93d Maintenance and Operation	\$ -	\$ -	\$ -	\$ -
94e Capital Outlay	\$ -	\$ -	\$ -	\$ -
93f Intergovernmental	\$ -	\$ -	\$ -	\$ -
93g Other -	\$ -	\$ -	\$ -	\$ -
<b>93 Total</b>	<b>\$ -</b>	<b>\$ -</b>	<b>\$ -</b>	<b>\$ -</b>
<b>94</b>				
94a Personal Services	\$ -	\$ -	\$ -	\$ -
94b Part Time Help	\$ -	\$ -	\$ -	\$ -
94c Travel	\$ -	\$ -	\$ -	\$ -
94d Maintenance and Operation	\$ -	\$ -	\$ -	\$ -
94e Capital Outlay	\$ -	\$ -	\$ -	\$ -
94f Intergovernmental	\$ -	\$ -	\$ -	\$ -
94g Other -	\$ -	\$ -	\$ -	\$ -
<b>94 Total</b>	<b>\$ -</b>	<b>\$ -</b>	<b>\$ -</b>	<b>\$ -</b>
<b>95 EMERGENCY MEDICAL SERVICE AUDIT BUDGET ACCOUNT:</b>				
95a Salaries and Expense of Audit and Report	\$ -	\$ -	\$ -	\$ -
95b Intergovernmental	\$ -	\$ -	\$ -	\$ -
<b>95 Total</b>	<b>\$ -</b>	<b>\$ -</b>	<b>\$ -</b>	<b>\$ -</b>
<b>98 OTHER USE:</b>				
98a Other Deductions	\$ -	\$ -	\$ -	\$ -
<b>98 Total</b>	<b>\$ -</b>	<b>\$ -</b>	<b>\$ -</b>	<b>\$ -</b>
<b>TOTAL GENERAL FUND ACCOUNT</b>	<b>\$ 1,373.19</b>	<b>\$ 1,373.19</b>	<b>\$ -</b>	<b>\$ 182,762.53</b>
<b>SUBJECT TO WARRANT ISSUE:</b>				
99 Provision for Interest on Warrants	\$ -	\$ -	\$ -	\$ -
<b>GRAND TOTAL GENERAL FUND</b>	<b>\$ 1,373.19</b>	<b>\$ 1,373.19</b>	<b>\$ -</b>	<b>\$ 182,762.53</b>

ESTIMATE OF NEEDS FOR THE FISCAL YEAR	
PURPOSE:	
Current Expense	
Pro rata share of County Assessor's Budget as determined by County Excise Board	
GRAND TOTAL - General Fund	



SPECIAL REVENUE FUND ACCOUNTS COVERING THE PERIOD JULY 1, 2016, to JUNE 30, 2017  
ESTIMATE OF NEEDS FOR 2017-2018

EXHIBIT "I"

Page 1

Special Revenue Fund Accounts:	Industrial Authority Fund	Law Library Fund	Sheriff Service Fee Fund
<b>Schedule 1, Detail of Bond and Coupon Indebtedness as of June 30, 2017</b>			
	2016-2017	2016-2017	2016-2017
<b>CURRENT YEAR</b>	Amount	Amount	Amount
<b>ASSETS:</b>			
Cash Balance June 30, 2017	\$ 423,637.32	\$ 6,521.34	\$ 295,316.91
Investments	\$ -	\$ -	\$ -
<b>TOTAL ASSETS</b>	<b>\$ 423,637.32</b>	<b>\$ 6,521.34</b>	<b>\$ 295,316.91</b>
<b>LIABILITIES AND RESERVES:</b>			
Warrants Outstanding	\$ -	\$ -	\$ 3,342.72
Reserve for Interest on Warrants	\$ -	\$ -	\$ -
Reserves From Schedule 8	\$ 250.00	\$ -	\$ 2,256.01
<b>TOTAL LIABILITIES AND RESERVES</b>	<b>\$ 250.00</b>	<b>\$ -</b>	<b>\$ 5,598.73</b>
<b>CASH FUND BALANCE JUNE 30, 2017</b>	<b>\$ 423,387.32</b>	<b>\$ 6,521.34</b>	<b>\$ 289,718.18</b>
<b>TOTAL LIABILITIES, RESERVES AND CASH FUND BALANCE</b>	<b>\$ 423,637.32</b>	<b>\$ 6,521.34</b>	<b>\$ 295,316.91</b>

Schedule 5, Expenditures Special Revenue Fund Accounts of Current Year	2016-2017	2016-2017	2016-2017
	Amount	Amount	Amount
<b>CURRENT YEAR</b>			
Cash Balance Reported to Excise Board 6-30-2016	\$ 748,719.86	\$ 17,814.46	\$ 268,536.24
Cash Fund Balance Transferred Out	\$ -	\$ -	\$ -
Cash Fund Balance Transferred In	\$ -	\$ -	\$ -
Adjusted Cash Balance	\$ 748,719.86	\$ 17,814.46	\$ 268,536.24
Ad Valorem Tax Apportioned To Year In Caption	\$ -	\$ -	\$ -
Miscellaneous Revenue (Schedule 4)	\$ 16,988.70	\$ 17,655.92	\$ 149,729.46
Cash Fund Balance Forward From Preceding Year	\$ -	\$ -	\$ -
Prior Expenditures Recovered	\$ -	\$ -	\$ -
<b>TOTAL RECEIPTS</b>	<b>\$ 16,988.70</b>	<b>\$ 17,655.92</b>	<b>\$ 149,729.46</b>
<b>TOTAL RECEIPTS AND BALANCE</b>	<b>\$ 765,708.56</b>	<b>\$ 35,470.38</b>	<b>\$ 418,265.70</b>
Warrants of Year in Caption	\$ 342,071.24	\$ 28,949.04	\$ 122,948.79
Interest Paid Thereon	\$ -	\$ -	\$ -
<b>TOTAL DISBURSEMENTS</b>	<b>\$ 342,071.24</b>	<b>\$ 28,949.04</b>	<b>\$ 122,948.79</b>
<b>CASH BALANCE JUNE 30, 2017</b>	<b>\$ 423,637.32</b>	<b>\$ 6,521.34</b>	<b>\$ 295,316.91</b>
Reserve for Warrants Outstanding	\$ -	\$ -	\$ 3,342.72
Reserve for Interest on Warrants	\$ -	\$ -	\$ -
Reserves From Schedule 8	\$ 250.00	\$ -	\$ 2,256.01
<b>TOTAL LIABILITIES AND RESERVE</b>	<b>\$ 250.00</b>	<b>\$ -</b>	<b>\$ 5,598.73</b>
<b>DEFICIT: (Red Figure)</b>	<b>\$ -</b>	<b>\$ -</b>	<b>\$ -</b>
<b>CASH FUND BALANCE FORWARD TO SUCCEEDING YEAR</b>	<b>\$ 423,387.32</b>	<b>\$ 6,521.34</b>	<b>\$ 289,718.18</b>

Schedule 6, Special Revenue Fund Warrant Accounts of Current Year	2016-2017	2016-2017	2016-2017
	Amount	Amount	Amount
<b>CURRENT YEAR</b>			
Warrants Outstanding 6-30-2016 of Year in Caption	\$ -	\$ -	\$ 3,266.79
Warrants Registered During Year	\$ 342,071.24	\$ 28,949.04	\$ 123,055.53
<b>TOTAL</b>	<b>\$ 342,071.24</b>	<b>\$ 28,949.04</b>	<b>\$ 126,322.32</b>
Warrants Paid During Year	\$ 342,071.24	\$ 28,949.04	\$ 122,948.79
Warrants Converted to Bonds or Judgements	\$ -	\$ -	\$ -
Warrants Cancelled	\$ -	\$ -	\$ -
Warrants Estopped by Statute	\$ -	\$ -	\$ 30.81
<b>TOTAL WARRANTS RETIRED</b>	<b>\$ 342,071.24</b>	<b>\$ 28,949.04</b>	<b>\$ 122,979.60</b>
<b>BALANCE WARRANTS OUTSTANDING JUNE 30, 2017</b>	<b>\$ -</b>	<b>\$ -</b>	<b>\$ 3,342.72</b>



SPECIAL REVENUE FUND ACCOUNTS COVERING THE PERIOD JULY 1, 2016, to JUNE 30, 2017  
ESTIMATE OF NEEDS FOR 2017-2018

EXHIBIT "I"

1

Hospital Cash Fund	VFD Fund	Co. Assessor VIP Fund	Resale Fund	Fair Board Fund	MTg Cert Fee Fund	Total
2016-2017	2016-2017	2016-2017	2016-2017	2016-2017	2016-2017	
Amount	Amount	Amount	Amount	Amount	Amount	
\$ 345,679.06	\$ 707,486.52	\$ 40,388.85	\$ 95,121.85	\$ 18,978.80	\$ 9,099.54	\$ 1,942,230.19
\$ -	\$ -	\$ -	\$ -	\$ -	\$ -	\$ -
\$ 345,679.06	\$ 707,486.52	\$ 40,388.85	\$ 95,121.85	\$ 18,978.80	\$ 9,099.54	\$ 1,942,230.19
\$ 4,704.47	\$ 836.88	\$ -	\$ 967.12	\$ 54.40	\$ 80.46	\$ 9,986.05
\$ -	\$ -	\$ -	\$ -	\$ -	\$ -	\$ -
\$ 29,012.51	\$ -	\$ -	\$ -	\$ -	\$ -	\$ 31,518.52
\$ 33,716.98	\$ 836.88	\$ -	\$ 967.12	\$ 54.40	\$ 80.46	\$ 41,504.57
\$ 311,962.08	\$ 706,649.64	\$ 40,388.85	\$ 94,154.73	\$ 18,924.40	\$ 9,019.08	\$ 1,900,725.62
\$ 345,679.06	\$ 707,486.52	\$ 40,388.85	\$ 95,121.85	\$ 18,978.80	\$ 9,099.54	\$ 1,942,230.19

2016-2017	2016-2017	2016-2017	2016-2017	2016-2017	2016-2017	TOTAL
Amount	Amount	Amount	Amount	Amount	Amount	
\$ 562,281.74	\$ 677,557.13	\$ 39,246.56	\$ 130,421.24	\$ 22,734.95	\$ 10,120.69	\$ 2,477,432.87
\$ -	\$ -	\$ -	\$ -	\$ -	\$ -	\$ -
\$ -	\$ -	\$ -	\$ -	\$ -	\$ -	\$ -
\$ 562,281.74	\$ 677,557.13	\$ 39,246.56	\$ 130,421.24	\$ 22,734.95	\$ 10,120.69	\$ 2,477,432.87
\$ -	\$ -	\$ -	\$ -	\$ -	\$ -	\$ -
\$ 907,618.37	\$ 302,549.24	\$ 1,142.29	\$ 108,211.24	\$ 6,101.00	\$ 2,405.00	\$ 1,512,401.22
\$ -	\$ -	\$ -	\$ -	\$ -	\$ -	\$ -
\$ -	\$ -	\$ -	\$ -	\$ -	\$ -	\$ -
\$ 907,618.37	\$ 302,549.24	\$ 1,142.29	\$ 108,211.24	\$ 6,101.00	\$ 2,405.00	\$ 1,512,401.22
\$ 1,469,900.11	\$ 980,106.37	\$ 40,388.85	\$ 238,632.48	\$ 28,835.95	\$ 12,525.69	\$ 3,989,834.09
\$ 1,124,221.05	\$ 272,619.85	\$ -	\$ 143,510.63	\$ 9,857.15	\$ 3,426.15	\$ 2,047,603.90
\$ -	\$ -	\$ -	\$ -	\$ -	\$ -	\$ -
\$ 1,124,221.05	\$ 272,619.85	\$ -	\$ 143,510.63	\$ 9,857.15	\$ 3,426.15	\$ 2,047,603.90
\$ 345,679.06	\$ 707,486.52	\$ 40,388.85	\$ 95,121.85	\$ 18,978.80	\$ 9,099.54	\$ 1,942,230.19
\$ 4,704.47	\$ 836.88	\$ -	\$ 967.12	\$ 54.40	\$ 80.46	\$ 9,986.05
\$ -	\$ -	\$ -	\$ -	\$ -	\$ -	\$ -
\$ 29,012.51	\$ -	\$ -	\$ -	\$ -	\$ -	\$ 31,518.52
\$ 33,716.98	\$ 836.88	\$ -	\$ 967.12	\$ 54.40	\$ 80.46	\$ 41,504.57
\$ -	\$ -	\$ -	\$ -	\$ -	\$ -	\$ -
\$ 311,962.08	\$ 706,649.64	\$ 40,388.85	\$ 94,154.73	\$ 18,924.40	\$ 9,019.08	\$ 1,900,725.62

2016-2017	2016-2017	2016-2017	2016-2017	2016-2017	2016-2017	TOTAL
Amount	Amount	Amount	Amount	Amount	Amount	
\$ 176,074.35	\$ 47,502.20	\$ -	\$ 2,600.20	\$ 86.34	\$ 7.50	\$ 229,537.38
\$ 952,851.17	\$ 225,954.53	\$ -	\$ 141,877.55	\$ -	\$ 3,499.11	\$ 1,818,258.17
\$ 1,128,925.52	\$ 273,456.73	\$ -	\$ 144,477.75	\$ 86.34	\$ 3,506.61	\$ 2,047,795.55
\$ 1,124,221.05	\$ 272,619.85	\$ -	\$ 143,510.63	\$ -	\$ 3,426.15	\$ 2,037,746.75
\$ -	\$ -	\$ -	\$ -	\$ -	\$ -	\$ -
\$ -	\$ -	\$ -	\$ -	\$ -	\$ -	\$ -
\$ -	\$ -	\$ -	\$ -	\$ -	\$ -	\$ 30.81
\$ 1,124,221.05	\$ 272,619.85	\$ -	\$ 143,510.63	\$ -	\$ 3,426.15	\$ 2,037,777.56
\$ 4,704.47	\$ 836.88	\$ -	\$ 967.12	\$ 86.34	\$ 80.46	\$ 10,017.99

SPECIAL REVENUE FUND ACCOUNTS COVERING THE PERIOD JULY 1, 2016, to JUNE 30, 2017  
ESTIMATE OF NEEDS FOR 2017-2018

EXHIBIT "I"

Page 1

Special Revenue Fund Accounts:	Co. Clerk Lein Fee Fund	Lake Patrol Fund	Emergency 911 Fund
<b>Schedule 1, Detail of Bond and Coupon Indebtedness as of June 30, 2017</b>			
	2016-2017	2016-2017	2016-2017
<b>CURRENT YEAR</b>	Amount	Amount	Amount
<b>ASSETS:</b>			
Cash Balance June 30, 2017	\$ 22,847.17	\$ 841.05	\$ 832,863.64
Investments	\$ -	\$ -	\$ -
<b>TOTAL ASSETS</b>	<b>\$ 22,847.17</b>	<b>\$ 841.05</b>	<b>\$ 832,863.64</b>
<b>LIABILITIES AND RESERVES:</b>			
Warrants Outstanding	\$ -	\$ -	\$ 563.11
Reserve for Interest on Warrants	\$ -	\$ -	\$ -
Reserves From Schedule 8	\$ -	\$ -	\$ -
<b>TOTAL LIABILITIES AND RESERVES</b>	<b>\$ -</b>	<b>\$ -</b>	<b>\$ 563.11</b>
<b>CASH FUND BALANCE JUNE 30, 2017</b>	<b>\$ 22,847.17</b>	<b>\$ 841.05</b>	<b>\$ 832,300.53</b>
<b>TOTAL LIABILITIES, RESERVES AND CASH FUND BALANCE</b>	<b>\$ 22,847.17</b>	<b>\$ 841.05</b>	<b>\$ 832,863.64</b>

Schedule 5, Expenditures Special Revenue Fund Accounts of Current Year	2016-2017	2016-2017	2016-2017
	Amount	Amount	Amount
<b>CURRENT YEAR</b>			
Cash Balance Reported to Excise Board 6-30-2016	\$ 16,250.64	\$ 841.05	\$ 811,458.92
Cash Fund Balance Transferred Out	\$ -	\$ -	\$ -
Cash Fund Balance Transferred In	\$ -	\$ -	\$ -
Adjusted Cash Balance	\$ 16,250.64	\$ 841.05	\$ 811,458.92
Ad Valorem Tax Apportioned To Year In Caption	\$ -	\$ -	\$ -
Miscellaneous Revenue (Schedule 4)	\$ 6,596.53	\$ -	\$ 127,388.11
Cash Fund Balance Forward From Preceding Year	\$ -	\$ -	\$ -
Prior Expenditures Recovered	\$ -	\$ -	\$ -
<b>TOTAL RECEIPTS</b>	<b>\$ 6,596.53</b>	<b>\$ -</b>	<b>\$ 127,388.11</b>
<b>TOTAL RECEIPTS AND BALANCE</b>	<b>\$ 22,847.17</b>	<b>\$ 841.05</b>	<b>\$ 938,847.03</b>
Warrants of Year in Caption	\$ -	\$ -	\$ 105,983.39
Interest Paid Thereon	\$ -	\$ -	\$ -
<b>TOTAL DISBURSEMENTS</b>	<b>\$ -</b>	<b>\$ -</b>	<b>\$ 105,983.39</b>
<b>CASH BALANCE JUNE 30, 2017</b>	<b>\$ 22,847.17</b>	<b>\$ 841.05</b>	<b>\$ 832,863.64</b>
Reserve for Warrants Outstanding	\$ -	\$ -	\$ 563.11
Reserve for Interest on Warrants	\$ -	\$ -	\$ -
Reserves From Schedule 8	\$ -	\$ -	\$ -
<b>TOTAL LIABILITIES AND RESERVE</b>	<b>\$ -</b>	<b>\$ -</b>	<b>\$ 563.11</b>
<b>DEFICIT: (Red Figure)</b>	<b>\$ -</b>	<b>\$ -</b>	<b>\$ -</b>
<b>CASH FUND BALANCE FORWARD TO SUCCEEDING YEAR</b>	<b>\$ 22,847.17</b>	<b>\$ 841.05</b>	<b>\$ 832,300.53</b>

Schedule 6, Special Revenue Fund Warrant Accounts of Current Year	2016-2017	2016-2017	2016-2017
	Amount	Amount	Amount
<b>CURRENT YEAR</b>			
Warrants Outstanding 6-30-2016 of Year in Caption	\$ -	\$ -	\$ 3,599.10
Warrants Registered During Year	\$ -	\$ -	\$ 102,947.40
<b>TOTAL</b>	<b>\$ -</b>	<b>\$ -</b>	<b>\$ 106,546.50</b>
Warrants Paid During Year	\$ -	\$ -	\$ 105,983.39
Warrants Converted to Bonds or Judgements	\$ -	\$ -	\$ -
Warrants Cancelled	\$ -	\$ -	\$ -
Warrants Estopped by Statute	\$ -	\$ -	\$ -
<b>TOTAL WARRANTS RETIRED</b>	<b>\$ -</b>	<b>\$ -</b>	<b>\$ 105,983.39</b>
<b>BALANCE WARRANTS OUTSTANDING JUNE 30, 2017</b>	<b>\$ -</b>	<b>\$ -</b>	<b>\$ 563.11</b>

Interest Earnings 2016-2017

Thursday, September 07, 2017

SPECIAL REVENUE FUND ACCOUNTS COVERING THE PERIOD JULY 1, 2016, to JUNE 30, 2017  
ESTIMATE OF NEEDS FOR 2017-2018

EXHIBIT "I" 1

Sheriff Commissary Fund	Insurance Recovery Fund	CDBG Enter. Comm. Fund	Drug Enforcement Fund	DOC Board of Prisoner Fund	Emergency Mgmt Fund	Total
2016-2017	2016-2017	2016-2017	2016-2017	2016-2017	2016-2017	
Amount	Amount	Amount	Amount	Amount	Amount	Total
\$ 178,800.41	\$ 24,027.20	\$ 26,688.30	\$ 53,872.65	\$ 544,611.37	\$ 12,942.01	\$ 1,697,493.80
\$ -	\$ -	\$ -	\$ -	\$ -	\$ -	\$ -
\$ 178,800.41	\$ 24,027.20	\$ 26,688.30	\$ 53,872.65	\$ 544,611.37	\$ 12,942.01	\$ 1,697,493.80
\$ 1,515.04	\$ -	\$ -	\$ -	\$ 2,971.45	\$ -	\$ 5,049.60
\$ -	\$ -	\$ -	\$ -	\$ -	\$ -	\$ -
\$ 7,100.00	\$ -	\$ -	\$ -	\$ 13,328.13	\$ -	\$ 20,428.13
\$ 8,615.04	\$ -	\$ -	\$ -	\$ 16,299.58	\$ -	\$ 25,477.73
\$ 170,185.37	\$ 24,027.20	\$ 26,688.30	\$ 53,872.65	\$ 528,311.79	\$ 12,942.01	\$ 1,672,016.07
\$ 178,800.41	\$ 24,027.20	\$ 26,688.30	\$ 53,872.65	\$ 544,611.37	\$ 12,942.01	\$ 1,697,493.80

2016-2017	2016-2017	2016-2017	2016-2017	2016-2017	2016-2017	TOTAL
Amount	Amount	Amount	Amount	Amount	Amount	TOTAL
\$ 215,323.35	\$ 16,045.20	\$ 26,662.61	\$ 56,591.48	\$ 960,902.86	\$ 10,934.10	\$ 2,115,010.21
\$ -	\$ -	\$ -	\$ -	\$ -	\$ -	\$ -
\$ -	\$ -	\$ -	\$ -	\$ -	\$ -	\$ -
\$ 215,323.35	\$ 16,045.20	\$ 26,662.61	\$ 56,591.48	\$ 960,902.86	\$ 10,934.10	\$ 2,115,010.21
\$ -	\$ -	\$ -	\$ -	\$ -	\$ -	\$ -
\$ 84,609.63	\$ 7,982.00	\$ 25.69	\$ 53.17	\$ 444,230.99	\$ 7,500.00	\$ 678,386.12
\$ -	\$ -	\$ -	\$ -	\$ -	\$ -	\$ -
\$ -	\$ -	\$ -	\$ -	\$ -	\$ -	\$ -
\$ 84,609.63	\$ 7,982.00	\$ 25.69	\$ 53.17	\$ 444,230.99	\$ 7,500.00	\$ 678,386.12
\$ 299,932.98	\$ 24,027.20	\$ 26,688.30	\$ 56,644.65	\$ 1,405,133.85	\$ 18,434.10	\$ 2,793,396.33
\$ 121,132.57	\$ -	\$ -	\$ 2,772.00	\$ 860,522.48	\$ 5,492.09	\$ 1,095,902.53
\$ -	\$ -	\$ -	\$ -	\$ -	\$ -	\$ -
\$ 121,132.57	\$ -	\$ -	\$ 2,772.00	\$ 860,522.48	\$ 5,492.09	\$ 1,095,902.53
\$ 178,800.41	\$ 24,027.20	\$ 26,688.30	\$ 53,872.65	\$ 544,611.37	\$ 12,942.01	\$ 1,697,493.80
\$ 1,515.04	\$ -	\$ -	\$ -	\$ 2,971.45	\$ -	\$ 5,049.60
\$ -	\$ -	\$ -	\$ -	\$ -	\$ -	\$ -
\$ 7,100.00	\$ -	\$ -	\$ -	\$ 13,328.13	\$ -	\$ 20,428.13
\$ 8,615.04	\$ -	\$ -	\$ -	\$ 16,299.58	\$ -	\$ 25,477.73
\$ -	\$ -	\$ -	\$ -	\$ -	\$ -	\$ -
\$ 170,185.37	\$ 24,027.20	\$ 26,688.30	\$ 53,872.65	\$ 528,311.79	\$ 12,942.01	\$ 1,672,016.07

2016-2017	2016-2017	2016-2017	2016-2017	2016-2017	2016-2017	TOTAL
Amount	Amount	Amount	Amount	Amount	Amount	TOTAL
\$ 3,980.04	\$ -	\$ -	\$ -	\$ 19,163.63	\$ -	\$ 26,742.77
\$ 118,667.57	\$ -	\$ -	\$ 2,772.00	\$ 844,330.30	\$ 5,777.09	\$ 1,074,494.36
\$ 122,647.61	\$ -	\$ -	\$ 2,772.00	\$ 863,493.93	\$ 5,777.09	\$ 1,101,237.13
\$ 121,132.57	\$ -	\$ -	\$ 2,772.00	\$ 860,522.48	\$ 5,492.09	\$ 1,095,902.53
\$ -	\$ -	\$ -	\$ -	\$ -	\$ -	\$ -
\$ -	\$ -	\$ -	\$ -	\$ -	\$ -	\$ -
\$ -	\$ -	\$ -	\$ -	\$ -	\$ -	\$ -
\$ 121,132.57	\$ -	\$ -	\$ 2,772.00	\$ 860,522.48	\$ 5,492.09	\$ 1,095,902.53
\$ 1,515.04	\$ -	\$ -	\$ -	\$ 2,971.45	\$ 285.00	\$ 5,334.60

Interest Earnings 2016-2017

Thursday, September 07, 2017

SPECIAL REVENUE FUND ACCOUNTS COVERING THE PERIOD JULY 1, 2016, to JUNE 30, 2017  
ESTIMATE OF NEEDS FOR 2017-2018

EXHIBIT "I"

Page 1

Special Revenue Fund Accounts:	RM&P Fund	Ct. Clerk Payroll Fund	Co. Library 1/4 Fund
Schedule 1, Detail of Bond and Coupon Indebtedness as of June 30, 2017	2016-2017	2016-2017	2016-2017
CURRENT YEAR	Amount	Amount	Amount
<b>ASSETS:</b>			
Cash Balance June 30, 2017	\$ 50,420.94	\$ 16,135.85	\$ 424,354.68
Investments	\$ -	\$ -	\$ -
<b>TOTAL ASSETS</b>	<b>\$ 50,420.94</b>	<b>\$ 16,135.85</b>	<b>\$ 424,354.68</b>
<b>LIABILITIES AND RESERVES:</b>			
Warrants Outstanding	\$ -	\$ 1,988.89	\$ -
Reserve for Interest on Warrants	\$ -	\$ -	\$ -
Reserves From Schedule 8	\$ -	\$ -	\$ 165.00
<b>TOTAL LIABILITIES AND RESERVES</b>	<b>\$ -</b>	<b>\$ 1,988.89</b>	<b>\$ 165.00</b>
<b>CASH FUND BALANCE JUNE 30, 2017</b>	<b>\$ 50,420.94</b>	<b>\$ 14,146.96</b>	<b>\$ 424,189.68</b>
<b>TOTAL LIABILITIES, RESERVES AND CASH FUND BALANCE</b>	<b>\$ 50,420.94</b>	<b>\$ 16,135.85</b>	<b>\$ 424,354.68</b>

Schedule 5, Expenditures Special Revenue Fund Accounts of Current Year	2016-2017	2016-2017	2016-2017
CURRENT YEAR	Amount	Amount	Amount
Cash Balance Reported to Excise Board 6-30-2016	\$ 57,597.91	\$ 14,625.17	\$ 433,482.79
Cash Fund Balance Transferred Out	\$ -	\$ -	\$ -
Cash Fund Balance Transferred In	\$ -	\$ -	\$ -
Adjusted Cash Balance	\$ 57,597.91	\$ 14,625.17	\$ 433,482.79
Ad Valorem Tax Apportioned To Year in Caption	\$ -	\$ -	\$ -
Miscellaneous Revenue (Schedule 4)	\$ 15,784.13	\$ 95,403.00	\$ 5,189.16
Cash Fund Balance Forward From Preceding Year	\$ -	\$ -	\$ -
Prior Expenditures Recovered	\$ -	\$ -	\$ -
<b>TOTAL RECEIPTS</b>	<b>\$ 15,784.13</b>	<b>\$ 95,403.00</b>	<b>\$ 5,189.16</b>
<b>TOTAL RECEIPTS AND BALANCE</b>	<b>\$ 73,382.04</b>	<b>\$ 110,028.17</b>	<b>\$ 438,671.95</b>
Warrants of Year in Caption	\$ 22,961.10	\$ 93,892.32	\$ 14,317.27
Interest Paid Thereon	\$ -	\$ -	\$ -
<b>TOTAL DISBURSEMENTS</b>	<b>\$ 22,961.10</b>	<b>\$ 93,892.32</b>	<b>\$ 14,317.27</b>
<b>CASH BALANCE JUNE 30, 2017</b>	<b>\$ 50,420.94</b>	<b>\$ 16,135.85</b>	<b>\$ 424,354.68</b>
Reserve for Warrants Outstanding	\$ -	\$ 1,988.89	\$ -
Reserve for Interest on Warrants	\$ -	\$ -	\$ -
Reserves From Schedule 8	\$ -	\$ -	\$ 165.00
<b>TOTAL LIABILITIES AND RESERVE</b>	<b>\$ -</b>	<b>\$ 1,988.89</b>	<b>\$ 165.00</b>
<b>DEFICIT: (Red Figure)</b>	<b>\$ -</b>	<b>\$ -</b>	<b>\$ -</b>
<b>CASH FUND BALANCE FORWARD TO SUCCEEDING YEAR</b>	<b>\$ 50,420.94</b>	<b>\$ 14,146.96</b>	<b>\$ 424,189.68</b>

Schedule 6, Special Revenue Fund Warrant Accounts of Current Year	2016-2017	2016-2017	2016-2017
CURRENT YEAR	Amount	Amount	Amount
Warrants Outstanding 6-30-2016 of Year in Caption	\$ 159.10	\$ 1,904.09	\$ 200.00
Warrants Registered During Year	\$ 22,802.00	\$ 93,977.12	\$ 14,117.27
<b>TOTAL</b>	<b>\$ 22,961.10</b>	<b>\$ 95,881.21</b>	<b>\$ 14,317.27</b>
Warrants Paid During Year	\$ 22,961.10	\$ 93,892.32	\$ 14,317.27
Warrants Converted to Bonds or Judgements	\$ -	\$ -	\$ -
Warrants Cancelled	\$ -	\$ -	\$ -
Warrants Estopped by Statute	\$ -	\$ -	\$ -
<b>TOTAL WARRANTS RETIRED</b>	<b>\$ 22,961.10</b>	<b>\$ 93,892.32</b>	<b>\$ 14,317.27</b>
<b>BALANCE WARRANTS OUTSTANDING JUNE 30, 2017</b>	<b>\$ -</b>	<b>\$ 1,988.89</b>	<b>\$ -</b>

SPECIAL REVENUE FUND ACCOUNTS COVERING THE PERIOD JULY 1, 2016, to JUNE 30, 2017  
ESTIMATE OF NEEDS FOR 2017-2018

EXHIBIT "I"

Individual Redemption Fund	Ct. Clerk Revolving Fund	DHS Adv. CAMA Fund	Treasurer Fee Fund	Election Fund	CBRI 105 Fund	Total
2016-2017	2016-2017	2016-2017	2016-2017	2016-2017	2016-2017	
Amount	Amount	Amount	Amount	Amount	Amount	Total
\$ 2,038.19	\$ 11,500.00	\$ 127.78	\$ 872.99	\$ 75.47	\$ 912,335.90	\$ 1,417,861.80
\$ -	\$ -	\$ -	\$ -	\$ -	\$ -	\$ -
\$ 2,038.19	\$ 11,500.00	\$ 127.78	\$ 872.99	\$ 75.47	\$ 912,335.90	\$ 1,417,861.80
\$ -	\$ 186.73	\$ -	\$ -	\$ -	\$ 17,441.89	\$ 19,617.51
\$ -	\$ -	\$ -	\$ -	\$ -	\$ -	\$ -
\$ -	\$ 22.50	\$ -	\$ -	\$ -	\$ 196,818.80	\$ 197,006.30
\$ -	\$ 209.23	\$ -	\$ -	\$ -	\$ 214,260.69	\$ 216,623.81
\$ 2,038.19	\$ 11,290.77	\$ 127.78	\$ 872.99	\$ 75.47	\$ 698,075.21	\$ 1,201,237.99
\$ 2,038.19	\$ 11,500.00	\$ 127.78	\$ 872.99	\$ 75.47	\$ 912,335.90	\$ 1,417,861.80

2016-2017	2016-2017	2016-2017	2016-2017	2016-2017	2016-2017	TOTAL
Amount	Amount	Amount	Amount	Amount	Amount	TOTAL
\$ 2,038.19	\$ 12,099.63	\$ 7,841.90	\$ 700.99	\$ 75.47	\$ 1,207,805.27	\$ 1,736,267.32
\$ -	\$ -	\$ -	\$ -	\$ -	\$ -	\$ -
\$ -	\$ -	\$ -	\$ -	\$ -	\$ -	\$ -
\$ 2,038.19	\$ 12,099.63	\$ 7,841.90	\$ 700.99	\$ 75.47	\$ 1,207,805.27	\$ 1,736,267.32
\$ -	\$ -	\$ -	\$ -	\$ -	\$ -	\$ -
\$ -	\$ 24,517.30	\$ 6,213.96	\$ 172.00	\$ -	\$ 227,953.87	\$ 375,233.42
\$ -	\$ -	\$ -	\$ -	\$ -	\$ -	\$ -
\$ -	\$ -	\$ -	\$ -	\$ -	\$ -	\$ -
\$ -	\$ 24,517.30	\$ 6,213.96	\$ 172.00	\$ -	\$ 227,953.87	\$ 375,233.42
\$ 2,038.19	\$ 36,616.93	\$ 14,055.86	\$ 872.99	\$ 75.47	\$ 1,435,759.14	\$ 2,111,500.74
\$ -	\$ 25,116.93	\$ 13,928.08	\$ -	\$ -	\$ 523,423.24	\$ 693,638.94
\$ -	\$ -	\$ -	\$ -	\$ -	\$ -	\$ -
\$ -	\$ 25,116.93	\$ 13,928.08	\$ -	\$ -	\$ 523,423.24	\$ 693,638.94
\$ 2,038.19	\$ 11,500.00	\$ 127.78	\$ 872.99	\$ 75.47	\$ 912,335.90	\$ 1,417,861.80
\$ -	\$ 186.73	\$ -	\$ -	\$ -	\$ 17,441.89	\$ 19,617.51
\$ -	\$ -	\$ -	\$ -	\$ -	\$ -	\$ -
\$ -	\$ 22.50	\$ -	\$ -	\$ -	\$ 196,818.80	\$ 197,006.30
\$ -	\$ 209.23	\$ -	\$ -	\$ -	\$ 214,260.69	\$ 216,623.81
\$ -	\$ -	\$ -	\$ -	\$ -	\$ -	\$ -
\$ -	\$ -	\$ -	\$ -	\$ -	\$ -	\$ -
\$ 2,038.19	\$ 11,290.77	\$ 127.78	\$ 872.99	\$ 75.47	\$ 698,075.21	\$ 1,201,237.99

2016-2017	2016-2017	2016-2017	2016-2017	2016-2017	2016-2017	TOTAL
Amount	Amount	Amount	Amount	Amount	Amount	TOTAL
\$ -	\$ 903.27	\$ 5,154.00	\$ -	\$ -	\$ -	\$ 8,320.46
\$ -	\$ 24,400.39	\$ 8,774.08	\$ -	\$ -	\$ 540,865.13	\$ 704,935.99
\$ -	\$ 25,303.66	\$ 13,928.08	\$ -	\$ -	\$ 540,865.13	\$ 713,256.45
\$ -	\$ 25,116.93	\$ 13,928.08	\$ -	\$ -	\$ 523,423.24	\$ 693,638.94
\$ -	\$ -	\$ -	\$ -	\$ -	\$ -	\$ -
\$ -	\$ -	\$ -	\$ -	\$ -	\$ -	\$ -
\$ -	\$ -	\$ -	\$ -	\$ -	\$ -	\$ -
\$ -	\$ 25,116.93	\$ 13,928.08	\$ -	\$ -	\$ 523,423.24	\$ 693,638.94
\$ -	\$ 186.73	\$ -	\$ -	\$ -	\$ 17,441.89	\$ 19,617.51

SPECIAL REVENUE FUND ACCOUNTS COVERING THE PERIOD JULY 1, 2016, to JUNE 30, 2017  
ESTIMATE OF NEEDS FOR 2017-2018

EXHIBIT "I"

Page 1

Special Revenue Fund Accounts:	1 Cent Ambulance Fund	1 Cent General Fund	1 Cent Econ. Dev. Fund
<b>Schedule 1, Detail of Bond and Coupon Indebtedness as of June 30, 2017</b>			
	2016-2017	2016-2017	2016-2017
<b>CURRENT YEAR</b>	Amount	Amount	Amount
<b>ASSETS:</b>			
Cash Balance June 30, 2017	\$ 14,309.61	\$ 222,046.51	\$ 244,876.72
Investments	\$ -	\$ -	\$ -
<b>TOTAL ASSETS</b>	<b>\$ 14,309.61</b>	<b>\$ 222,046.51</b>	<b>\$ 244,876.72</b>
<b>LIABILITIES AND RESERVES:</b>			
Warrants Outstanding	\$ -	\$ 2,055.98	\$ 1,452.12
Reserve for Interest on Warrants	\$ -	\$ -	\$ -
Reserves From Schedule 8	\$ -	\$ 5,933.03	\$ -
<b>TOTAL LIABILITIES AND RESERVES</b>	<b>\$ -</b>	<b>\$ 7,989.01</b>	<b>\$ 1,452.12</b>
<b>CASH FUND BALANCE JUNE 30, 2017</b>	<b>\$ 14,309.61</b>	<b>\$ 214,057.50</b>	<b>\$ 243,424.60</b>
<b>TOTAL LIABILITIES, RESERVES AND CASH FUND BALANCE</b>	<b>\$ 14,309.61</b>	<b>\$ 222,046.51</b>	<b>\$ 244,876.72</b>

Schedule 5, Expenditures Special Revenue Fund Accounts of Current Year	2016-2017	2016-2017	2016-2017
<b>CURRENT YEAR</b>	Amount	Amount	Amount
Cash Balance Reported to Excise Board 6-30-2016	\$ 15,131.50	\$ 162,332.49	\$ 193,249.35
Cash Fund Balance Transferred Out	\$ -	\$ -	\$ -
Cash Fund Balance Transferred In	\$ -	\$ -	\$ -
Adjusted Cash Balance	\$ 15,131.50	\$ 162,332.49	\$ 193,249.35
Ad Valorem Tax Apportioned To Year In Caption	\$ -	\$ -	\$ -
Miscellaneous Revenue (Schedule 4)	\$ 181,523.64	\$ 230,103.34	\$ 109,121.71
Cash Fund Balance Forward From Preceding Year	\$ -	\$ -	\$ -
Prior Expenditures Recovered	\$ -	\$ -	\$ -
<b>TOTAL RECEIPTS</b>	<b>\$ 181,523.64</b>	<b>\$ 230,103.34</b>	<b>\$ 109,121.71</b>
<b>TOTAL RECEIPTS AND BALANCE</b>	<b>\$ 196,655.14</b>	<b>\$ 392,435.83</b>	<b>\$ 302,371.06</b>
Warrants of Year in Caption	\$ 182,345.53	\$ 170,389.32	\$ 57,494.34
Interest Paid Thereon	\$ -	\$ -	\$ -
<b>TOTAL DISBURSEMENTS</b>	<b>\$ 182,345.53</b>	<b>\$ 170,389.32</b>	<b>\$ 57,494.34</b>
<b>CASH BALANCE JUNE 30, 2017</b>	<b>\$ 14,309.61</b>	<b>\$ 222,046.51</b>	<b>\$ 244,876.72</b>
Reserve for Warrants Outstanding	\$ -	\$ 2,055.98	\$ 1,452.12
Reserve for Interest on Warrants	\$ -	\$ -	\$ -
Reserves From Schedule 8	\$ -	\$ 5,933.03	\$ -
<b>TOTAL LIABILITIES AND RESERVE</b>	<b>\$ -</b>	<b>\$ 7,989.01</b>	<b>\$ 1,452.12</b>
DEFICIT: (Red Figure)	\$ -	\$ -	\$ -
<b>CASH FUND BALANCE FORWARD TO SUCCEEDING YEAR</b>	<b>\$ 14,309.61</b>	<b>\$ 214,057.50</b>	<b>\$ 243,424.60</b>

Schedule 6, Special Revenue Fund Warrant Accounts of Current Year	2016-2017	2016-2017	2016-2017
<b>CURRENT YEAR</b>	Amount	Amount	Amount
Warrants Outstanding 6-30-2016 of Year in Caption	\$ -	\$ 3,656.03	\$ 3,628.24
Warrants Registered During Year	\$ 182,345.53	\$ 168,789.27	\$ 55,318.22
<b>TOTAL</b>	<b>\$ 182,345.53</b>	<b>\$ 172,445.30</b>	<b>\$ 58,946.46</b>
Warrants Paid During Year	\$ 182,345.53	\$ 170,389.32	\$ 57,494.34
Warrants Covered to Bonds or Judgements	\$ -	\$ -	\$ -
Warrants Cancelled	\$ -	\$ -	\$ -
Warrants Estopped by Statute	\$ -	\$ -	\$ -
<b>TOTAL WARRANTS RETIRED</b>	<b>\$ 182,345.53</b>	<b>\$ 170,389.32</b>	<b>\$ 57,494.34</b>
<b>BALANCE WARRANTS OUTSTANDING JUNE 30, 2017</b>	<b>\$ -</b>	<b>\$ 2,055.98</b>	<b>\$ 1,452.12</b>

SPECIAL REVENUE FUND ACCOUNTS COVERING THE PERIOD JULY 1, 2016, to JUNE 30, 2017  
ESTIMATE OF NEEDS FOR 2017-2018

EXHIBIT "I"

1

1 Cent Law Fund	1 Cent Road Fund	1 Cent Co. Ext. Fund	1 Cent Co. Library Fund	Reward Fund	Hwy Public Trust Fund	
2016-2017	2016-2017	2016-2017	2016-2017	2016-2017	2016-2017	
Amount	Amount	Amount	Amount	Amount	Amount	Total
\$ 118,955.29	\$ 413,579.56	\$ 41,034.82	\$ 7,569.30	\$ 500.00	\$ 5,744.24	\$ 1,068,616.05
\$ -	\$ -	\$ -	\$ -	\$ -	\$ -	\$ -
\$ 118,955.29	\$ 413,579.56	\$ 41,034.82	\$ 7,569.30	\$ 500.00	\$ 5,744.24	\$ 1,068,616.05
\$ 18,647.79	\$ 13,225.62	\$ 2,608.62	\$ -	\$ -	\$ -	\$ 37,990.13
\$ -	\$ -	\$ -	\$ -	\$ -	\$ -	\$ -
\$ 7,700.00	\$ 19,058.51	\$ 1,292.10	\$ 1,235.00	\$ -	\$ -	\$ 35,218.64
\$ 26,347.79	\$ 32,284.13	\$ 3,900.72	\$ 1,235.00	\$ -	\$ -	\$ 73,208.77
\$ 92,607.50	\$ 381,295.43	\$ 37,134.10	\$ 6,334.30	\$ 500.00	\$ 5,744.24	\$ 995,407.28
\$ 118,955.29	\$ 413,579.56	\$ 41,034.82	\$ 7,569.30	\$ 500.00	\$ 5,744.24	\$ 1,068,616.05

2016-2017	2016-2017	2016-2017	2016-2017	2016-2017	2016-2017	TOTAL
Amount	Amount	Amount	Amount	Amount	Amount	
\$ 42,669.05	\$ 328,977.70	\$ 23,602.01	\$ 3,217.02	\$ 500.00	\$ 3,372.80	\$ 773,051.92
\$ -	\$ -	\$ -	\$ -	\$ -	\$ -	\$ -
\$ -	\$ -	\$ -	\$ -	\$ -	\$ -	\$ -
\$ 42,669.05	\$ 328,977.70	\$ 23,602.01	\$ 3,217.02	\$ 500.00	\$ 3,372.80	\$ 773,051.92
\$ -	\$ -	\$ -	\$ -	\$ -	\$ -	\$ -
\$ 181,523.64	\$ 440,162.80	\$ 48,406.33	\$ 24,203.19	\$ -	\$ 4,871.44	\$ 1,219,916.09
\$ -	\$ -	\$ -	\$ -	\$ -	\$ -	\$ -
\$ -	\$ -	\$ -	\$ -	\$ -	\$ -	\$ -
\$ 181,523.64	\$ 440,162.80	\$ 48,406.33	\$ 24,203.19	\$ -	\$ 4,871.44	\$ 1,219,916.09
\$ 224,192.69	\$ 769,140.50	\$ 72,008.34	\$ 27,420.21	\$ 500.00	\$ 8,244.24	\$ 1,992,968.01
\$ 105,237.40	\$ 355,560.94	\$ 30,973.52	\$ 19,850.91	\$ -	\$ 2,500.00	\$ 924,351.96
\$ -	\$ -	\$ -	\$ -	\$ -	\$ -	\$ -
\$ 105,237.40	\$ 355,560.94	\$ 30,973.52	\$ 19,850.91	\$ -	\$ 2,500.00	\$ 924,351.96
\$ 118,955.29	\$ 413,579.56	\$ 41,034.82	\$ 7,569.30	\$ 500.00	\$ 5,744.24	\$ 1,068,616.05
\$ 18,647.79	\$ 13,225.62	\$ 2,608.62	\$ -	\$ -	\$ -	\$ 37,990.13
\$ -	\$ -	\$ -	\$ -	\$ -	\$ -	\$ -
\$ 7,700.00	\$ 19,058.51	\$ 1,292.10	\$ 1,235.00	\$ -	\$ -	\$ 35,218.64
\$ 26,347.79	\$ 32,284.13	\$ 3,900.72	\$ 1,235.00	\$ -	\$ -	\$ 73,208.77
\$ -	\$ -	\$ -	\$ -	\$ -	\$ -	\$ -
\$ 92,607.50	\$ 381,295.43	\$ 37,134.10	\$ 6,334.30	\$ 500.00	\$ 5,744.24	\$ 995,407.28

2016-2017	2016-2017	2016-2017	2016-2017	2016-2017	2016-2017	TOTAL
Amount	Amount	Amount	Amount	Amount	Amount	
\$ 3,623.01	\$ 4,834.26	\$ -	\$ 1,200.00	\$ -	\$ -	\$ 16,941.54
\$ 120,262.18	\$ 363,952.30	\$ 33,582.14	\$ 18,650.91	\$ -	\$ 2,500.00	\$ 945,400.55
\$ 123,885.19	\$ 368,786.56	\$ 33,582.14	\$ 19,850.91	\$ -	\$ 2,500.00	\$ 962,342.09
\$ 105,237.40	\$ 355,560.94	\$ 30,973.52	\$ 19,850.91	\$ -	\$ 2,500.00	\$ 924,351.96
\$ -	\$ -	\$ -	\$ -	\$ -	\$ -	\$ -
\$ -	\$ -	\$ -	\$ -	\$ -	\$ -	\$ -
\$ -	\$ -	\$ -	\$ -	\$ -	\$ -	\$ -
\$ 105,237.40	\$ 355,560.94	\$ 30,973.52	\$ 19,850.91	\$ -	\$ 2,500.00	\$ 924,351.96
\$ 18,647.79	\$ 13,225.62	\$ 2,608.62	\$ -	\$ -	\$ -	\$ 37,990.13

SPECIAL REVENUE FUND ACCOUNTS COVERING THE PERIOD JULY 1, 2016, to JUNE 30, 2017  
ESTIMATE OF NEEDS FOR 2017-2018

EXHIBIT "I"

Special Revenue Fund Accounts:	General Purpose CDBG Fund	REAP Fund	Fund
<b>Schedule 1, Detail of Bond and Coupon Indebtedness as of June 30, 2017</b>			
	2016-2017	2016-2017	2016-2017
<b>CURRENT YEAR</b>	<b>Amount</b>	<b>Amount</b>	<b>Amount</b>
<b>ASSETS:</b>			
Cash Balance June 30, 2017	\$ -	\$ -	\$ -
Investments	\$ -	\$ -	\$ -
<b>TOTAL ASSETS</b>	<b>\$ -</b>	<b>\$ -</b>	<b>\$ -</b>
<b>LIABILITIES AND RESERVES:</b>			
Warrants Outstanding	\$ -	\$ -	\$ -
Reserve for Interest on Warrants	\$ -	\$ -	\$ -
Reserves From Schedule 8	\$ -	\$ -	\$ -
<b>TOTAL LIABILITIES AND RESERVES</b>	<b>\$ -</b>	<b>\$ -</b>	<b>\$ -</b>
<b>CASH FUND BALANCE JUNE 30, 2017</b>	<b>\$ -</b>	<b>\$ -</b>	<b>\$ -</b>
<b>TOTAL LIABILITIES, RESERVES AND CASH FUND BALANCE</b>	<b>\$ -</b>	<b>\$ -</b>	<b>\$ -</b>

Schedule 5, Expenditures Special Revenue Fund Accounts of Current Year	2016-2017	2016-2017	2016-2017
	Amount	Amount	Amount
<b>CURRENT YEAR</b>			
Cash Balance Reported to Excise Board 6-30-2016	\$ -	\$ -	\$ -
Cash Fund Balance Transferred Out	\$ -	\$ -	\$ -
Cash Fund Balance Transferred In	\$ -	\$ -	\$ -
Adjusted Cash Balance	\$ -	\$ -	\$ -
Ad Valorem Tax Apportioned To Year In Caption	\$ -	\$ -	\$ -
Miscellaneous Revenue (Schedule 4)	\$ 65,830.00	\$ 194,020.76	\$ -
Cash Fund Balance Forward From Preceding Year	\$ -	\$ -	\$ -
Prior Expenditures Recovered	\$ -	\$ -	\$ -
<b>TOTAL RECEIPTS</b>	<b>\$ 65,830.00</b>	<b>\$ 194,020.76</b>	<b>\$ -</b>
<b>TOTAL RECEIPTS AND BALANCE</b>	<b>\$ 65,830.00</b>	<b>\$ 194,020.76</b>	<b>\$ -</b>
Warrants of Year in Caption	\$ 65,830.00	\$ 194,020.76	\$ -
Interest Paid Thereon	\$ -	\$ -	\$ -
<b>TOTAL DISBURSEMENTS</b>	<b>\$ 65,830.00</b>	<b>\$ 194,020.76</b>	<b>\$ -</b>
<b>CASH BALANCE JUNE 30, 2017</b>	<b>\$ -</b>	<b>\$ -</b>	<b>\$ -</b>
Reserve for Warrants Outstanding	\$ -	\$ -	\$ -
Reserve for Interest on Warrants	\$ -	\$ -	\$ -
Reserves From Schedule 8	\$ -	\$ -	\$ -
<b>TOTAL LIABILITIES AND RESERVE</b>	<b>\$ -</b>	<b>\$ -</b>	<b>\$ -</b>
<b>DEFICIT: (Red Figure)</b>	<b>\$ -</b>	<b>\$ -</b>	<b>\$ -</b>
<b>CASH FUND BALANCE FORWARD TO SUCCEEDING YEAR</b>	<b>\$ -</b>	<b>\$ -</b>	<b>\$ -</b>

Schedule 6, Special Revenue Fund Warrant Accounts of Current Year	2016-2017	2016-2017	2016-2017
	Amount	Amount	Amount
<b>CURRENT YEAR</b>			
Warrants Outstanding 6-30-2016 of Year in Caption	\$ -	\$ -	\$ -
Warrants Registered During Year	\$ 65,830.00	\$ 194,020.76	\$ -
<b>TOTAL</b>	<b>\$ 65,830.00</b>	<b>\$ 194,020.76</b>	<b>\$ -</b>
Warrants Paid During Year	\$ 65,830.00	\$ 194,020.76	\$ -
Warrants Converted to Bonds or Judgements	\$ -	\$ -	\$ -
Warrants Cancelled	\$ -	\$ -	\$ -
Warrants Estopped by Statute	\$ -	\$ -	\$ -
<b>TOTAL WARRANTS RETIRED</b>	<b>\$ 65,830.00</b>	<b>\$ 194,020.76</b>	<b>\$ -</b>
<b>BALANCE WARRANTS OUTSTANDING JUNE 30, 2017</b>	<b>\$ -</b>	<b>\$ -</b>	<b>\$ -</b>





CERTIFICATE OF EXCISE BOARD  
ESTIMATE OF NEEDS FOR 2017-2018

STATE OF OKLAHOMA, COUNTY OF CHOCTAW

We, the members of the Excise Board of said County and State, do hereby certify that we have examined the foregoing estimates of proposed current expenses for the ensuing fiscal year as filed with the Board of County Commissioners, and those directly under, or in contractual relationship with, the Board of County Commissioners; we have ascertained from the Financial Statements submitted therewith the amount of Surplus Balances of Cash on Hand; we have considered the uncollected ad valorem taxes of the previous year or years; and we have ascertained that the probable Income estimated to be collected from all sources other than ad valorem taxation may reasonably be expected as a revenue for the ensuing fiscal year, and that the same does not exceed 90% of the actual collection from such sources for the previous fiscal year.

In so doing, we have diligently performed the duties imposed upon the Excise Board by 68 O.S. 1991 Section 3007, (1) ascertaining that the financial statements, as to statistics therein contained reflect the true fiscal condition at the close of the fiscal year, or caused the same to be corrected so to show; (2) struck from the estimate of needs so submitted any items not authorized by law and reduced to the sum authorized by law any items restricted by statute as to the amount lawfully expendable therefore; (3) supplemented such estimate, after proper publication, by an estimate of needs prepared by this Excise Board to make provision for mandatory governmental functions where the estimate submitted wholly failed or was deemed inadequate to fulfill the mandate of the Constitutions or of the Legislature; (4) computed the total means available to each fund in the manner provided; and (5) then and only thereafter. -

Accordingly, we have and do hereby appropriate the Surplus Balances of Cash on Hand, and the Revenues and Levies hereinafter set forth for each Fund to the several and specific purposes named in such estimates, by each, to the intent and purpose that CONSTITUTIONAL GOVERNMENTAL FUNCTIONS shall be first assured and provided for, and subsequently to provide for Legislative Governmental Functions insofar as to the available Surpluses, Revenues and Levies will permit; and we have provided also that the Levies are in excess of the amount appropriated to needs after deducting the surplus cash balance on hand, and Estimated Revenues other than tax, by the percentage and amount or reserve for delinquent tax as hereinafter set forth, which we have determined in the manner provided by law.

We further certify that we have examined the within statements of account and estimated needs or requirements of the Governing Board of 2016 County, in relation to the Sinking Fund or Funds thereof, and after finding the same correct or having caused the same to be corrected pursuant to 68 O. S. 1991 Section 3009, have approved the requirements therefor to fulfill the conditions of Section 26 and 28 of Article 10, Oklahoma Constitution, and have made and certified a tax levy therefor to the extent of the excess of said total requirements over the total of items 2, 3, 6, and 12 of Exhibit "Y" (Page 2) and any other legal deduction, including a reserve of 10% for delinquent taxes.

CERTIFICATE OF EXCISE BOARD  
ESTIMATE OF NEEDS FOR 2017-2018

EXHIBIT "Y"	General Fund	Library Fund	Health Fund	EMS Fund	Sinking Fund (Exc. Homesteads)
County Excise Board's Appropriation of Income and Revenue					
Appropriation Approved & Provision Made	\$ 1,719,694.64	\$ 253,326.65	\$ 312,260.59	\$ 189,995.95	\$ -
Appropriation of Revenues	\$ -	\$ -	\$ -	\$ -	\$ -
Excess of Assets Over Liabilities	\$ 627,672.51	\$ 1,848.20	\$ 154,781.36	\$ 1,387.11	\$ -
Unclaimed Protest Tax Refunds	\$ -	\$ -	\$ -	\$ -	\$ -
Miscellaneous Estimated Revenues	\$ 463,326.00	\$ -	\$ -	\$ -	\$ -
Est. Value of Surplus Tax in Process	\$ -	\$ -	\$ -	\$ -	\$ -
Sinking Fund Contributions	\$ -	\$ -	\$ -	\$ -	\$ -
Surplus Building Fund Cash	\$ -	\$ -	\$ -	\$ -	\$ -
Total Other Than 2016 Tax	\$ 1,090,998.51	\$ 1,848.20	\$ 154,781.36	\$ 1,387.11	\$ -
Balance Required	\$ 628,696.13	\$ 251,478.45	\$ 157,479.23	\$ 188,608.84	\$ -
Add 10% for Delinquency	\$ 62,869.61	\$ 25,147.85	\$ 15,747.92	\$ 18,860.88	\$ -
Total Required for 2016 Tax	\$ 691,565.74	\$ 276,626.30	\$ 173,227.15	\$ 207,469.72	\$ -
Rate of Levy Required and Certified (in Mills)	10.30	4.12	2.58	3.09	0.00

We further certify that the net assessed valuation of the Property, subject to ad valorem taxes, after the amount of all Homestead Exemptions have been deducted in the said County as finally equalized and certified by the State Board of Equalization for the current year 2017-2018 is as follows:

VALUATION AND LEVIES EXCLUDING HOMESTEADS				
County	Real	Personal	Public Service	Total
Total Valuation,	\$ 41,607,963.00	\$ 7,203,446.00	\$ 18,330,896.00	\$ 67,142,305.00

and that the assessed valuations herein certified have been used in computing the rates of mill levies and the proceeds thereof appropriated as aforesaid; and that having ascertained as aforesaid, the aggregate amount to be raised by ad valorem taxation, we thereupon made the levies therefor as provided by law as follows:

General Fu	10.30 Mills;	Library Fund	4.12 Mills;	Sinking Fund	0.00 Mills;	Sub-Total	14.42 Mills;
Free Fair Budget Account (Levy Per Applicable Statute)							0.00 Mills;
Free Fair Improvement Budget Account (Net Proceeds of 1.00 Mill)							0.00 Mills;
Free Fair Additional Improvement Budget Account (Net Proceeds of 1.00 Mill)							0.00 Mills;
Library Budget Account (Net Proceeds of 1/2 of 1.00 Mill)							0.00 Mills;
Cooperative County/City-County Library Budget Account (1.00 to 4.00 Mills)							0.00 Mills;
County Cemetery (Prior To Aug. 15, 1933) Budget Account (Net Proceeds of 1/5 of 1.00 Mill)							0.00 Mills;
Public Buildings Budget Account (Not To Exceed 5.00 Mills)							2.58 Mills;
County Health Fund (Not To Exceed 2.50 Mills)							3.09 Mills;
Emergency Medical Service ( Not To Exceed 3.00 Mills)							20.09 Mills;
Total County Levies							4.12 Mills;
County Wide Levy For Schools (4.00 Mills)							24.21 Mills;
Total County Wide Levy							

and we do hereby order the above levies to be certified forthwith by the Secretary of this Board to the County Assessor of said County, in order that the County Assessor may immediately extend said levies upon the Tax Rolls for the year 2018 without regard to any protest that may be filed against any levies, as required by 68 O. S. 1991, Section 2869

Dated at Wang, Oklahoma, this 4th day of October, 2017.

W. Lee Harris  
Excise Board Member

\_\_\_\_\_  
Excise Board Member

[Signature]  
Excise Board Chairman

Emily Vanhook  
Excise Board Secretary





Date 7/19/2017  
Time 4:17PM

Assessor's Report to Excise Board  
Choctaw

School District	Personal Property	Real Estate	Public Service	Total Valuation	Total Exemptions	Total Valuation Less Exemptions
D-21	81,995	1,308,767	2,150,415	3,541,177	151,075	3,390,102
<b>Totals for D-21 SWINK</b>	<b>81,995</b>	<b>1,308,767</b>	<b>2,150,415</b>	<b>3,541,177</b>	<b>151,075</b>	<b>3,390,102</b>
I-1	397,445	4,249,173	1,624,121	6,270,739	286,887	5,983,852
BOSWELL	323,047	1,164,654	217,486	1,705,187	119,852	1,585,335
<b>Totals for I-1 BOSWELL</b>	<b>720,492</b>	<b>5,413,827</b>	<b>1,841,607</b>	<b>7,975,926</b>	<b>406,739</b>	<b>7,569,187</b>
I-2	2,104,464	4,988,314	6,347,621	13,440,399	459,023	12,981,376
FT TOWSON	50,762	639,521	1,084,247	1,754,530	128,218	1,626,312
SAWYER	49,807	1,430,017	160,355	1,639,879	76,083	1,563,796
<b>Totals for I-2 FT.TOWSON</b>	<b>2,204,733</b>	<b>7,057,852</b>	<b>7,572,223</b>	<b>16,834,808</b>	<b>663,324</b>	<b>16,171,484</b>
I-4	279,768	3,733,908	943,246	4,956,920	401,483	4,555,437
SOPER	29,763	340,053	114,275	484,091	69,393	414,698
<b>Totals for I-4 SOPER</b>	<b>309,531</b>	<b>4,073,959</b>	<b>1,057,521</b>	<b>5,441,011</b>	<b>470,876</b>	<b>4,970,135</b>
I-39	1,410,477	9,036,385	3,312,512	13,759,366	823,866	12,935,499
HUGO	2,143,223	14,017,752	2,057,445	18,258,420	982,329	17,276,091
I-39 G	276,828	3,634,242	87,900	3,998,970	318,771	3,680,199
<b>Totals for I-39 HUGO</b>	<b>3,830,527</b>	<b>26,688,379</b>	<b>5,457,857</b>	<b>36,016,763</b>	<b>2,024,966</b>	<b>33,991,797</b>
MC 11	3,586	22,970	150,215	176,771	2,000	174,771
<b>Totals for MC11 McCURTAIN</b>	<b>3,586</b>	<b>22,970</b>	<b>150,215</b>	<b>176,771</b>	<b>2,000</b>	<b>174,771</b>
P-1	52,582	879,645	61,058	993,285	118,434	874,851
<b>Totals for P-1 PUSH</b>	<b>52,582</b>	<b>879,645</b>	<b>61,058</b>	<b>993,285</b>	<b>118,434</b>	<b>874,851</b>
<b>Total Assessed Value Including TIF Based Assessed Value:</b>	<b>7,203,446</b>	<b>45,445,399</b>	<b>18,330,896</b>	<b>70,979,741</b>	<b>3,837,436</b>	<b>67,142,305</b>
<b>Less Total TIF Increment:</b>	<b>0</b>	<b>0</b>	<b>0</b>	<b>0</b>	<b>0</b>	<b>0</b>
<b>Total Assessed Value Excluding TIF Increment:</b>	<b>7,203,446</b>	<b>45,445,399</b>	<b>18,330,896</b>	<b>70,979,741</b>	<b>3,837,436</b>	<b>67,142,305</b>

I, Rhonda Cahill County Assessor of Choctaw County, Oklahoma do certify that the values as set forth for the above School Districts of said County are true and correct for the year 2017 as certified by the State Board Of Equalization

Given under my hand this 24<sup>th</sup> day of July, 2017

*Rhonda Cahill*  
Rhonda Cahill, Choctaw County Assessor

*Emily VanWorth*  
Emily VanWorth, Choctaw County Clerk

FILED

DEC 19 2017

State Auditor & Inspector

